

A Benders Decomposition Approach for the Charging Station Location Problem with Plug-in Hybrid Electric Vehicles

Okan Arslan, Oya Ekin Karaslan

Bilkent University, Department of Industrial Engineering, Bilkent, 06800 Ankara, Turkey

Abstract

The flow refueling location problem (FRLP) locates p stations in order to maximize the flow volume that can be accommodated in a road network respecting the range limitations of the vehicles. This paper introduces the charging station location problem with plug-in hybrid electric vehicles (CSLP-PHEV) as a generalization of the FRLP. We consider not only the electric vehicles but also the plug-in hybrid electric vehicles when locating the stations. Furthermore, we accommodate multiple types of these vehicles with different ranges. Our objective is to maximize the vehicle-miles-traveled using electricity and thereby minimize the total cost of transportation under the existing cost structure between electricity and gasoline. This is also indirectly equivalent to maximizing the environmental benefits. We present an arc-cover formulation and a Benders decomposition algorithm as exact solution methodologies to solve the CSLP-PHEV. The decomposition algorithm is accelerated using Pareto-optimal cut generation schemes. The structure of the formulation allows us to construct the subproblem solutions, dual solutions and nondominated Pareto-optimal cuts as closed form expressions without having to solve any linear programs. This increases the efficiency of the decomposition algorithm by orders of magnitude and the results of the computational studies show that the proposed algorithm both accelerates the solution process and effectively handles instances of realistic size for both CSLP-PHEV and FRLP.

Keywords: Charging station, Location, Flow cover, Benders Decomposition, Multicut, Pareto-optimal cuts, Electric Vehicles, Plug-in Hybrid Electric Vehicles

1. Introduction

Due to the economic and environmental concerns associated with gasoline, alternative fuel vehicles (AFVs) appeal to customers worldwide. In recent years, a proliferation of AFVs has been observed on the roads (U.S. Department of Energy 2014). Liquefied petroleum gas (LPG), natural gas, hydrogen, electric and plug-in hybrid electric vehicles are some of the technologies that depend on some form of fuel, different than petroleum, to run. Several parties benefit from their introduction into the transportation sector. From the individual drivers' perspective, they are an efficient way of reducing the transportation costs and environmental impacts such as greenhouse gases (U.S. Department of Energy 2015a,b, Windecker and Ruder 2013, Arslan et al. 2014). From the entrepreneurs' perspective, the vehicles themselves as well as the infrastructure they require are possible investment areas. For the oil-importing governments, the AFVs mean less dependence on export oil and governments (e.g., United States) are encouraging fuel provider fleets to implement petroleum-reduction measures (Congress 2005).

As the AFVs are known for their rather limited range, their increasing numbers naturally raise the problem of insufficient alternative refueling stations. Lack of enough refueling infrastructure has been identified as one of the barriers for the adoption of AFVs (Bapna et al. 2002, Melaina 2003, Kuby and Lim 2005, Romm 2006, Melaina and Bremson 2008). In this respect, the refueling station location problem has been touted in the recent literature. There are two mainstream approaches in AFV refueling station location: maximum-coverage and set-covering. The cover-maximization approach for refueling station problem has been considered by Kuby and Lim (2005) with the flow refueling location problem (FRLP). The objective of the FRLP is to locate p stations in order to maximize the flow volume that can be refueled respecting the range limitations of the vehicles. A demand is assumed to be the vehicle flow driving on the shortest path between an origin and destination (OD) pair on a roundtrip. Satisfying a demand, or in other words, refueling a flow requires locating stations at a subset of the nodes on the path such that the vehicles never run out of fuel. Kuby and Lim (2005) pregenerate minimal feasible combinations of facilities to be able to refuel a path, and then build a mixed integer linear programming (MILP) problem to solve the FRLP. There are applications of the problem in the literature (Kuby et al. 2009), analyses are carried

out to better understand the driver behavior (Kuby et al. 2013) and different extensions to the original problem are considered such as capacitated stations (Upchurch et al. 2009), driver deviations from the shortest paths (Kim and Kuby 2012, Yıldız et al. 2015) and locating stations on arcs (Kuby and Lim 2007). Different than other studies on FRLM, Kuby et al. (2009) consider maximizing the vehicle-miles-traveled (VMT) on alternative fuel rather than maximizing the flow volume. The authors use FRLM for the location decisions of hydrogen stations in Florida and build a decision support system to investigate strategies for setting up an initial refueling infrastructure in the metropolitan Orlando and statewide. Since the pregeneration phase of the method by Kuby and Lim (2005) requires extensive memory and time, several solution enhancements have been proposed (Lim and Kuby 2010, Kim and Kuby 2013, Capar and Kuby 2012, MirHassani and Ebrazi 2013, Capar et al. 2013). In particular, MirHassani and Ebrazi (2013) present an innovative graph transformation and Capar et al. (2013) propose a novel modeling logic for the FRLP both of which increase the solution efficiency of the FRLP drastically. In the set-covering approach to the refueling station location problem, the objective is to minimize the number of stations while covering every possible demand in the network (Wang and Wang 2010, Wang and Lin 2009, MirHassani and Ebrazi 2013, Li and Huang 2014).

FRLM and flow covering problems in general have recently been used in the literature to locate charging stations (Chung and Kwon 2015, Jochem et al. 2015, Hosseini and MirHassani 2015, Wang and Lin 2009, 2013, Wang 2011). Along with the ideas behind all these applications of flow based models to the charging station location problem, Nie and Ghamami (2013) identified Level 3 fast charging as necessary to achieve a reasonable level of service in intercity charging station location. A similar result is also attained in Lin and Greene (2011) using the National Household Travel Survey. Therefore, similar to aforementioned studies, we assume that the charging stations to be located provide Level 3 service.

In this study, our objective is to embed the plug-in hybrid electric vehicles (PHEVs) into the charging station location problem. All of the aforementioned studies related to refueling or charging station location consider single-type-fueled vehicles. However, using dual sources of energy, PHEVs utilize electricity as well as gasoline for transportation.

Even though PHEVs penetrated the market after HEVs and EVs, they have comparable

sales numbers. The sales of PHEVs increased faster than EVs globally in 2015 (Irle et al. 2016) and experts estimate that PHEV sales will surpass EVs in the short term (Shelton 2016). In 2015, total PHEV sales in Europe and US were 194.615 and 193.757, respectively (Pontes 2016, U.S. Department of Energy 2016b). Among top selling PHEVs in US are Chevrolet Volt, Toyota Prius, Ford Fusion and Ford C-Max forming approximately 95% of the US PHEV market. Mitsubishi Outlander, BYD Qin, BMW i3 are the top three selling brands in Europe sharing more than half of the European PHEV market. Shelton (2016) reports that the sales of EVs and PHEVs are expected to reach to 1 million and 1.35 million in 2020, respectively. Furthermore, PHEV global sales are expected to double by 2025, reaching to 2.7 million PHEVs on the roads.

Similar to the approach by Kuby et al. (2009), we maximize the VMT on electricity which minimizes the total cost of transportation under the existing cost structure between electricity and gasoline. Even though maximizing the AFV numbers in long-distance trips brings environmental benefits, maximizing VMT brings along additional value from an environmental point of view; and in essence, it is also equivalent to minimizing the effects of greenhouse gases. In this context, green transportation is an emerging research topic that has made its debut in the literature in recent years. There are different studies taking into account the green perspective in transportation problems and considering the mileage driven on electricity such as green vehicle routing problem (Erdoğan and Miller-Hooks 2012, Schneider et al. 2014) and optimal routing problems (Arslan et al. 2015). With our approach to the charging station location problem, the environmental benefits of charging station location are fully exploited by considering VMT and additionally taking the PHEVs into account.

1.1. Contributions

We introduce the charging station location problem with plug-in hybrid electric vehicles as a generalization of the flow refueling location problem by Kuby and Lim (2005). To our knowledge, this is the first study to consider the PHEVs in intercity charging station location decisions. We minimize the total cost of transportation by maximizing the total distance traveled using electricity. We also address the topic of multi-class vehicles with different ranges in our formulations, which has been discussed as a future research topic in several

studies starting with Kuby and Lim (2005). For the exact solution of this practically important and theoretically challenging problem, we present an arc-cover model. To enhance the solution process, we propose a Benders decomposition algorithm. We construct subproblem solutions in closed form expressions to accelerate the algorithm. Furthermore, three different cut generation schemes are proposed: singlecut, multicut and Pareto-optimal cut. Using the special structure of the subproblem and its dual, we construct these three types of cuts as closed form expressions without having to solve any LPs. The computational gains with the Pareto-optimal cut generation scheme are significant.

In the following section, the problem is formally introduced. The formulation and the Benders decomposition algorithm are presented in Sections 3 and 4, respectively. The computational results and the accompanying discussion follow in Section 5. We conclude the study in Section 6.

2. The Charging Station Location Problem with Plug-in Hybrid Electric Vehicles

Similar to MirHassani and Ebrazi (2013), we start with a brief discussion on the common sense in charging logic, formally introduce the charging station location problem with plug-in hybrid electric vehicles (CSLP-PHEV) and present its complexity status.

2.1. Common Sense in Charging Logic

Charging logic and range of EVs: The AFVs have a limited range and they need to refuel on their way to the destination before running out of fuel. Taking the limited range into account, Kuby and Lim (2005) extensively discuss the refueling logic of AFVs. In their study, the AFVs are assumed to have their tank half-full at the origin node and they are required to have at least half-full tank when arriving at the destination node unless a refueling station is located at these nodes. This ensures that they can make their trip back to the same refueling station again in the following trip. The charging logic of EVs is similar to the refueling logic of AFVs with only one minor difference: they can be charged at their origin and destination nodes since these nodes represent cities and dense residential areas where there exist charging opportunities possibly at the drivers' home, at shopping malls, parking lots or at charging stations. Hence, we assume that the driver has fully charged battery at

the origin node, and it is allowed to arrive at the destination node with a depleted battery. When traveling intercity, the EVs require charging stations on the road to facilitate the trip. In this study, we consider the location of such intercity charging facilities. Note that this is not a restrictive assumption from the methodological perspective. The means to adapt the model for different charging logics without affecting our solution methodology is discussed in the following section.

Charging logic and range of PHEVs: Using its internal combustion engine, a PHEV can travel on gasoline similar to a conventional vehicle. It can also charge its battery at a charging station and travel using electricity until a minimum state of charge is reached, similar to an EV. Existing studies suggest that PHEV drivers actively search for electricity usage opportunities to avoid the use of gasoline (Lin and Greene 2011, He et al. 2013). A recent survey carried out by Axsen and Kurani (2008) reveals that early PHEV consumers are generally enthusiastic about any available opportunity to charge their batteries (Lin and Greene 2011). Considering the price effect of gasoline on the consumer behavior (Walsh et al. 2004, Weis et al. 2010), He et al. (2013) also point out that PHEVs can benefit from the available charging opportunities due to the cost difference between gasoline and electricity. With the sparsely located charging stations especially in the initial stages of infrastructure establishment, we also assume PHEVs will stop at available charging stations to decrease transportation costs. One way of relaxing this strong assumption will be discussed in the following section.

One-way trip: When considering the connectivity of an origin-destination pair, similar to FRLP, we consider the shortest path between the OD pairs. With our origin and destination charging availability assumption, considering only the one-way trip is without loss of generality. Note that for EVs, enabling this trip ensures that the round-trip between the same OD pair is also feasible. On the PHEV side, consider two consecutive nodes that a PHEV stops for charging. Regardless of the direction that the PHEV is traveling between these two nodes, the distance that it can travel on electricity is the same on this connection. Thus, enabling a one-way trip also ensures the round trip feasibility for PHEVs.

2.2. Problem Definition

Definition 1. Let $G = (N, E)$ represent our transportation network where N is the set of nodes and E is the set of edges. Let $A = \{(i, j) \cup (j, i) : \{i, j\} \in E\}$ be the set of directional arcs implied by edges in E . An EV demand q is a four-tuple $\langle s(q), t(q), f_{ev}^q, L_{ev} \rangle$, where $s(q), t(q) \in N$ are the origin and the destination nodes of the demand, respectively; f_{ev}^q is the EV flow traveling on the shortest path between $s(q)$ and $t(q)$; and L_{ev} is the electric range of the particular EV. A PHEV demand $q = \langle s(q), t(q), f_{phev}^q, L_{phev} \rangle$, is similarly defined.

The sets of EV and PHEV demands are referred to as Q^{ev} and Q^{phev} , respectively. The demand set is $Q = Q^{ev} \cup Q^{phev}$.

Definition 2. A CSLP-PHEV instance is a four tuple $\langle G, Q, K, p \rangle$ where G is the transportation network, Q is the set of demands, $K \subseteq N$ is the set of candidate nodes, and $p \leq |K|$ is a positive integer. Given such an instance, the CSLP-PHEV problem is defined as finding the set of nodes with cardinality p such that the distance to be covered on electricity is maximized.

2.3. Complexity

Proposition 1. CSLP-PHEV is NP-Complete.

Proof. Given an CSLP-PHEV instance, it is easy to check the feasibility of the problem. Thus, CSLP-PHEV is in NP. In order to show that CSLP-PHEV is NP-Complete, we now provide a transformation from the FRLP. Consider an FRLP instance $\langle G, F, K, p \rangle$, with network G , demand set F , candidate facility nodes $K \subseteq N$, and the number of stations to be located p . For the CSLP-PHEV instance $\langle G', Q^{phev} \cup Q^{ev}, K, p \rangle$, let $Q^{phev} = \emptyset$, and $Q^{ev} = F$ with $f_{ev}^q = f_{afv}^q / d^q$ where f_{afv}^q is the flow of alternative fuel vehicles and d^q is the shortest distance between $s(q)$ and $t(q)$. For the corresponding network G' , we add two dummy nodes $s'(q)$ and $t'(q)$ for each $q \in F$, and two dummy arcs $(s'(q), s(q))$ and $(t(q), t'(q))$ with lengths of $L_{ev}/2$ to G . Observe that solving this CSLP-PHEV instance is equivalent to solving the corresponding FRLP instance. Thus, CSLP-PHEV is NP-Complete. \square

2.4. Relaxing Our Assumptions for Different Charging Logics

In this subsection, we will identify possible remedies for relaxing the major assumptions of the charging logics as presented above. The first assumption is related to the charging logic of PHEVs. We assume that all PHEV drivers stop to charge whenever possible. Though, this is a very strong assumption, our approach can be adapted to deal with it. In particular, assume that only a fraction of these drivers, say ν percent, prefer stopping to charge while the remaining drivers simply prefer to keep driving on gasoline. Observe that the location of the charging stations will not be affected by those drivers who are intolerant to stopping. Therefore, we can simply take $\nu\%$ of the PHEV drivers into account when constructing our problem instances.

The second major assumption is regarding the availability of the charging stations at the destination nodes. Observe that, without sufficient infrastructure in place, this assumption might not generally hold, and not all destinations might have a charging station available. However, this assumption can easily be relaxed by a simple network transformation as presented in Figure 1. Let \hat{q} be an EV demand driving between nodes $s(\hat{q})$ and $t(\hat{q})$. If we assume full charge availability at the destination node, then there is no need for a transformation and the network can be taken as in part (a) in the figure. If we assume that there is no charging station at the destination node, then we need to make sure that the EV arrives at the destination node half-full charged. This charge level is to enable a trip back to the last-visited charging station. Similar reasoning is also applied in FRLM by Kuby and Lim (2005). To ensure that the EV arrives at the destination node with a half-full charge, we add a dummy node $t'(\hat{q})$ and an arc between nodes $t(\hat{q})$ and $t'(\hat{q})$ with a distance of $L_{ev}/2$. After the transformation the new destination of the EV demand \hat{q} is now $t'(\hat{q})$, as in part (b) in the figure. Similarly, one can relax the full charge assumption at the origin node.

3. Mathematical Model

In this section, the required notation and the charging station location model with plug-in hybrid electric vehicles (CSLM-PHEV) are presented. Given an CSLP-PHEV instance, let $N^q \subseteq N$ and $A^q \subseteq A$ be the sets of nodes and arcs, respectively, on the shortest path between $s(q)$ and $t(q)$, $\forall q \in Q$. Let d_a , $\forall a \in A^q$ be the arc distance and $d^q = \sum_{a \in A^q} d_a$ be the

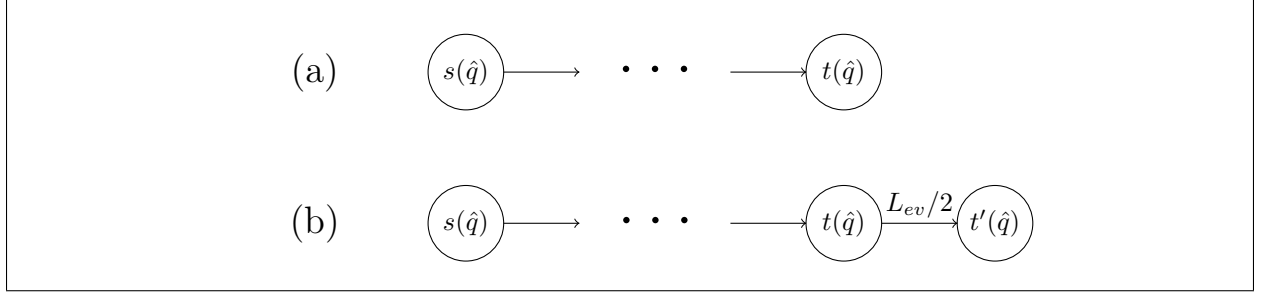


Figure 1: Network transformation to relax full charge assumption at the destination node

distance of the shortest path. Now, for a given $q \in Q^{ev}$, consider an arc $a \in A^q$, and a node $i \in N^q$ appearing on the shortest path prior to traversing arc a . Observe that if the distance between node i and head node of arc a on the shortest path between $s(q)$ and $t(q)$ is less than or equal to L_{ev} , then an EV can charge at node i and traverse arc a completely. In this context, let K_a^q be the set of nodes $i \in K$ that enable complete traversal of the directional arc $a \in A^q$ by an EV. For a given $q \in Q^{phev}$, partial traversal of an arc is also plausible. Let d_a^{qi} be the distance on arc $a \in A^q$ that can be traveled by a PHEV using electricity if there exists a charging station at node $i \in N^q$, and let R_a^q be the set of candidate sites that enable at least partial traversal of the directional arc $a \in A^q$ by a PHEV using electricity. We need the following decision variables:

$$\begin{aligned}
 x_k &= \begin{cases} 1, & \text{if a refueling station is located at node } k \in K \\ 0, & \text{otherwise} \end{cases} \\
 z_q &= \begin{cases} 1, & \text{if EV demand } q \text{ is covered} \\ 0, & \text{otherwise} \end{cases} \\
 y_a^{qi} &= \begin{cases} 1, & \text{if PHEV demand on arc } a \text{ travels at least partially on electricity by charging at node } i \\ 0, & \text{otherwise} \end{cases}
 \end{aligned}$$

$\overline{\text{CSLM-PHEV}}$ formulation is as follows:

$$\text{maximize} \quad \sum_{q \in Q^{ev}} f_{ev}^q d^q z^q + \sum_{\substack{q \in Q^{phev} \\ a \in A^q \\ i \in R_a^q}} f_{phev}^q d_a^{qi} y_a^{qi} \quad (1)$$

subject to

$$y_a^{qi} \leq x_i \quad \forall q \in Q^{phev}, a \in A^q, i \in R_a^q \setminus s(q) \quad (2)$$

$$\sum_{i \in R_a^q} y_a^{qi} \leq 1 \quad \forall q \in Q^{phev}, a \in A^q \quad (3)$$

$$z^q \leq \sum_{i \in K_a^q} x_i \quad \forall q \in Q^{ev}, a \in A^q \quad (4)$$

$$\sum_{k \in K} x_k = p \quad (5)$$

$$x_k \in \{0, 1\} \quad \forall k \in K \quad (6)$$

$$y_a^{qi} \in \{0, 1\} \quad \forall q \in Q^{phev}, a \in A^q, i \in R_a^q \quad (7)$$

$$z^q \in \{0, 1\} \quad \forall q \in Q^{ev} \quad (8)$$

The objective function maximizes the distance traveled using electricity by both EVs and PHEVs. Constraints (2) ensure that if the PHEV associated with demand q travels using electricity on an arc a by refueling at node i , then node i must have a charging station except when $i = s(q)$ due to the charging logic. Constraints (3) make sure that an arc a is not counted more than once in the objective function even if more than one station is capable of refueling the vehicle's travel over that arc. Constraints (4) are for setting z^q equal to 1 only if all of the path between $s(q)$ and $t(q)$ is traversable using electricity by the EV associated with demand q . These constraints are inherited from the study by Capar et al. (2013). Constraints (5) set the number of open facilities to p . Constraints (6)-(8) are domain restrictions.

3.1. Variable Relaxation

Proposition 2. *The variables y_a^{qi} and z^q necessarily assume binary values in an extreme point of the polyhedron that is formed by relaxing their integrality requirement in the $\overline{\text{CSLM-PHEV}}$ formulation.*

Proof. Let $\overline{\text{CSLM-PHEV-R}}$ be the polyhedron that is formed by relaxing the y_a^{qi} and z^q variables in the $\overline{\text{CSLM-PHEV}}$ formulation. Now, assume that there exists an extreme point of $\overline{\text{CSLM-PHEV-R}}$, say $\xi = (x; y; z)$, with some fractional entries in y . For a given $\hat{q} \in Q^{phev}$ and $\hat{a} \in A^q$, let $T_{\hat{a}}^{\hat{q}} = \{i \in R_{\hat{a}}^{\hat{q}} : 0 < y_{\hat{a}}^{\hat{q}i} < 1\}$. Consider the unit vector e^i (of length $|R_{\hat{a}}^q \setminus s(q)|$ with i^{th} entry equal to 1 and the remaining entries equal to 0), and the zero vector $\mathbf{0}$ (of length $|R_{\hat{a}}^q \setminus s(q)|$ with all entries equal to zero). Note that $(x; \mathbf{0}; z), (x; e^i; z) \in \overline{\text{CSLM-PHEV-R}}$, $\forall i \in T_{\hat{a}}^{\hat{q}}$ due to Constraints (2) and (3). Observe that the point ξ can be represented as a strict convex combination of $(x; e^i; z)$ and the vector $(x; \mathbf{0}; z)$. Thus ξ cannot be an extreme point and y variables necessarily assume binary values. With a similar reasoning, it is easy to see that the z variables also assume binary values in a solution of $\overline{\text{CSLM-PHEV-R}}$. \square

The integrality property of the flow variables has been discussed in the literature starting with the introduction of the original FRLM problem by Kuby and Lim (2005).

3.2. Variable Elimination

For a given $q \in Q$, the set A^q contains all the arcs on the shortest path between $s(q)$ and $t(q)$ and the number of variables and constraints depends on the size of this set. However, due to the charging logic of EVs and PHEVs, the size of the set A^q can be significantly reduced. Let B_{ev}^q and B_{phev}^q be the sets of arcs on the shortest path between $s(q)$ and $t(q)$ that can be completely covered by an EV or PHEV, respectively, by charging at the origin node (i.e. the distance between the origin node and the head node of an arc in sets B_{ev}^q and B_{phev}^q is less than the range of EV and PHEV, respectively). Since we assume that the EVs and PHEVs begin their trip fully charged at the origin node, the arcs in sets B_{ev}^q and B_{phev}^q can always be completely traversed using electricity.

Let A_{ev}^q and A_{phev}^q be the sets of arcs on the shortest path between $s(q)$ and $t(q)$ excluding B_{ev}^q and B_{phev}^q , respectively. More formally, $A_{ev}^q = \{a \in A^q : a \notin B_{ev}^q\}$ and $A_{phev}^q = \{a \in A^q : a \notin B_{phev}^q\}$. By considering these sets rather than the set A^q , variables y_a^{qi} , $\forall q \in Q^{phev}, a \in B_{phev}^q, i \in R_a^q$ are eliminated from the formulation, and the number of Constraints (2)-(4) are reduced. Then, the final formulation, which we shall refer to as CSLM-PHEV becomes:

$$\begin{aligned} \text{maximize} \quad & \sum_{q \in Q^{ev}} f_{ev}^q d^q z^q + \sum_{\substack{q \in Q^{phev} \\ a \in A_{phev}^q \\ i \in R_a^q}} f_{phev}^q d_a^{qi} y_a^{qi} + \sum_{\substack{q \in Q^{phev} \\ a \in B_{phev}^q}} f_{phev}^q d_a \end{aligned} \quad (9)$$

subject to

$$y_a^{qi} \leq x_i \quad \forall q \in Q^{phev}, a \in A_{phev}^q, i \in R_a^q \setminus s(q) \quad (10)$$

$$\sum_{i \in R_a^q} y_a^{qi} \leq 1 \quad \forall q \in Q^{phev}, a \in A_{phev}^q \quad (11)$$

$$z^q \leq \sum_{i \in K_a^q} x_i \quad \forall q \in Q^{ev}, a \in A_{ev}^q \quad (12)$$

$$\sum_{k \in K} x_k = p \quad (13)$$

$$z^q \leq 1 \quad \forall q \in Q^{ev} \quad (14)$$

$$y_a^{qi} \geq 0 \quad \forall q \in Q^{phev}, a \in A_{phev}^q, i \in R_a^q \quad (15)$$

$$z^q \geq 0 \quad \forall q \in Q^{ev} \quad (16)$$

$$x_k \in \{0, 1\} \quad \forall k \in K \quad (17)$$

Let $\mathcal{F} = \sum_{\substack{q \in Q^{phev} \\ a \in B_{phev}^q}} f_{phev}^q d_a$, as it appears in the objective function. Since \mathcal{F} is fixed for a given CSLM-PHEV instance, we exclude it from the formulations in the following parts of the paper for conciseness. Note that, a covered arc contributes to the objective function for the PHEVs, but not for the EVs. Therefore, there does not exist a fixed term in the objective function related to EVs and the set B_{ev}^q . If all of the arcs on a given path of EV demand $\hat{q} \in Q^{ev}$ can be covered by charging at the origin, then Constraints (12) are eliminated for \hat{q} in the formulation and $z_{\hat{q}}$ variable naturally assumes a value of 1.

4. Benders Decomposition

Considering PHEVs beside EVs further compound the challenge in the charging station location problem. There are several successful implementations of Benders decomposition (Benders 1962) for location problems in the recent literature (Cordeau et al. 2000, 2001, Wu et al. 2005, Costa 2005, de Camargo et al. 2008, Contreras et al. 2011, de Camargo

et al. 2009, de Sá et al. 2013, Froyland et al. 2013, Fontaine and Minner 2014, Khatami et al. 2015, Wheatley et al. 2015, Martins de Sá et al. 2015). In this section, we propose a Benders decomposition algorithm as the solution technique and apply enhancements to improve the solution time of the algorithm by efficiently solving the subproblem and constructing Pareto-optimal cuts in closed form expressions. Observe that in our particular case, fixing the location variables x turns the formulation into a linear programming model due to Proposition 2. In our presentation, we use a similar notation to the study by Üster and Kewcharoenwong (2011).

4.1. Benders Subproblem

For a given $\hat{x} \in \{0, 1\}^{|K|}$, the subproblem of the CSLM-PHEV, referred to as $SP(y, z|\hat{x})$ is presented below:

$$\begin{aligned} \text{maximize} \quad & \sum_{q \in Q^{ev}} f_{ev}^q d^q z^q + \sum_{\substack{q \in Q^{phev} \\ a \in A_{phev}^q \\ i \in R_a^q}} f_{phev}^q d_a^{qi} y_a^{qi} \end{aligned} \quad (18)$$

subject to

$$y_a^{qi} \leq \hat{x}_i \quad \forall q \in Q^{phev}, a \in A_{phev}^q, i \in R_a^q \setminus s(q) \quad (19)$$

$$\sum_{i \in R_a^q} y_a^{qi} \leq 1 \quad \forall q \in Q^{phev}, a \in A_{phev}^q \quad (20)$$

$$z^q \leq \sum_{i \in K_a^q} \hat{x}_i \quad \forall q \in Q^{ev}, a \in A_{ev}^q \quad (21)$$

$$z^q \leq 1 \quad \forall q \in Q^{ev} \quad (22)$$

$$y_a^{qi} \geq 0 \quad \forall q \in Q^{phev}, a \in A_{phev}^q, i \in R_a^q \quad (23)$$

$$z^q \geq 0 \quad \forall q \in Q^{ev} \quad (24)$$

Note that setting all the variables equal to zero is a feasible solution to the subproblem. Due to Constraints (19)-(22), it is also bounded.

Let μ, ρ, ϕ and σ be the dual variables associated with constraints (19), (20), (21) and (22), respectively. Then, the dual subproblem, referred to as $SPD(\mu, \rho, \phi, \sigma|\hat{x})$, is expressed

as follows:

$$\begin{aligned} \text{minimize} \quad & \sum_{\substack{q \in Q^{phev} \\ a \in A_{phev}^q \\ i \in R_a^q \setminus s(q)}} \hat{x}_i \mu_a^{qi} + \sum_{\substack{q \in Q^{phev} \\ a \in A_{phev}^q}} \rho_a^q + \sum_{\substack{q \in Q^{ev} \\ a \in A_{ev}^q \\ i \in K_a^q}} \hat{x}_i \phi_a^q + \sum_{q \in Q^{ev}} \sigma_q \end{aligned} \quad (25)$$

subject to

$$\sum_{a \in A_{ev}^q} \phi_a^q + \sigma_q \geq f_{ev}^q d^q \quad \forall q \in Q^{ev} \quad (26)$$

$$\mu_a^{qi} + \rho_a^q \geq f_{phev}^q d_a^{qi} \quad \forall q \in Q^{phev}, a \in A_{phev}^q, i \in R_a^q \setminus s(q) \quad (27)$$

$$\rho_a^q \geq f_{phev}^q d_a^{qs(q)} \quad \forall q \in Q^{phev}, a \in A_{phev}^q, s(q) \in R_a^q \quad (28)$$

$$\mu_a^{qi}, \rho_a^q \geq 0 \quad \forall q \in Q^{phev}, a \in A_{phev}^q, i \in R_a^q \setminus s(q) \quad (29)$$

$$\phi_a^q, \sigma_q \geq 0 \quad \forall q \in Q^{ev}, a \in A_{ev}^q \quad (30)$$

4.2. Benders Master Problem

Let $\mathcal{D}(SPD)$ denote the set of extreme points of $SPD(\mu, \rho, \phi, \sigma | \hat{x})$. Then, we can construct the master problem, referred to as *MP*, as follows:

$$\text{maximize } \eta \quad (31)$$

subject to

$$\eta \leq \sum_{\substack{q \in Q^{phev} \\ a \in A_{phev}^q \\ i \in R_a^q \setminus s(q)}} x_i \mu_a^{qi} + \sum_{\substack{q \in Q^{phev} \\ a \in A_{phev}^q}} \rho_a^q + \sum_{\substack{q \in Q^{ev} \\ a \in A_{ev}^q \\ i \in K_a^q}} x_i \phi_a^q + \sum_{q \in Q^{ev}} \sigma_q \quad \forall (\mu, \rho, \phi, \sigma) \in \mathcal{D}(SPD) \quad (32)$$

$$\sum_{k \in K} x_k = p \quad (33)$$

$$x_k \in \{0, 1\} \quad \forall k \in K \quad (34)$$

We have now transformed the CSLM-PHEV model into an equivalent mixed integer programming model with $|K|$ binary and one continuous variables. In order to handle the exponential number of constraints of the MP model due to the set $\mathcal{D}(SPD)$, we apply a branch-and-cut approach. Using the dual variable values obtained from the subproblem, a *cut* is added to the master problem at each iteration in the form of an inequality (32). Note

that since the primal subproblem is always feasible and bounded, by strong duality, the dual is also feasible and bounded. Therefore, the cuts added at each iteration are optimality cuts.

The classical Benders implementation solves the master problem to optimality before solving the subproblem. This entails the possibility of unnecessarily revisiting the same solutions again in the master problem. Therefore, we solve our problem in a single branch and bound tree similar to Codato and Fischetti (2006). At every potential incumbent solution encountered in the search tree, we solve the subproblem and add an optimality cut, if necessary. In our computational studies, we implement this method using the *lazy constraint callback* of the CPLEX Concert Technology.

4.3. Subproblem Solution

Observe that the subproblem $SP(y, z|\hat{x})$ can be decomposed based on the vehicle type. The first term in the objective function and Constraints (21), (22) and (24) are related to EVs, while the remaining parts are related to PHEVs. We refer to the former problem as $SP^{ev}(z|\hat{x})$, and the latter as $SP^{phev}(y|\hat{x})$. Observe that $SP^{ev}(z|\hat{x})$ can further be decomposed on the basis of demand. For a given demand $q \in Q^{ev}$, we refer to the partition which is formulated below as $SP_q^{ev}(z|\hat{x})$.

$$\text{maximize } f_{ev}^q d^q z^q \tag{35}$$

subject to

$$z^q \leq \sum_{i \in K_a^q} \hat{x}_i \quad \forall a \in A_{ev}^q \tag{36}$$

$$z^q \leq 1 \tag{37}$$

$$z^q \geq 0 \tag{38}$$

Let $K^*(\hat{x}) = \{k \in K : \hat{x}_k = 1\}$. Observe that identifying if the path between $s(q)$ and $t(q)$ can be traveled by an EV without running out of electricity can be done by checking the existence of an open station to cover every arc on the path. Hence, the following variable

construction is an optimal solution for $SP_q^{ev}(z|\hat{x})$.

$$z^q = \begin{cases} 1, & \text{if } |K_a^q \cap K^*(\hat{x})| \geq 1, \forall a \in A_{ev}^q \\ 0, & \text{otherwise} \end{cases} \quad (39)$$

As for the PHEVs, the $SP^{phev}(y|\hat{x})$ problem can be decomposed on the basis of demand and arc. For a given demand $q \in Q^{phev}$ and $a \in A_{phev}^q$, we refer to the partition which is formulated below as $SP_{qa}^{phev}(y|\hat{x})$:

$$\text{maximize } \sum_{i \in R_a^q} f_{phev}^q d_a^{qi} y_a^{qi} \quad (40)$$

subject to

$$y_a^{qi} \leq \hat{x}_i \quad \forall i \in R_a^q \setminus s(q) \quad (41)$$

$$\sum_{i \in R_a^q} y_a^{qi} \leq 1 \quad (42)$$

$$y_a^{qi} \geq 0 \quad \forall i \in R_a^q \quad (43)$$

Similar to the case with EVs, the solution can easily be constructed. Observe that, for the demand q , the distance that can be traveled on arc a using electricity is equal to $\max_{j \in R_a^q \cap \{K^*(\hat{x}) \cup s(q)\}} \{d_a^{qj}\}$ in which case the associated variable y_a^{qj} assumes a value of 1. That is,

$$y_a^{qi} = \begin{cases} 1, & \text{if } i = \operatorname{argmax}_{j \in R_a^q \cap \{K^*(\hat{x}) \cup s(q)\}} \{d_a^{qj}\} \\ 0, & \text{otherwise} \end{cases} \quad (44)$$

4.4. Benders Cut Characterization

In the dual subproblem $SPD(\mu, \rho, \phi, \sigma|\hat{x})$, variables ϕ and σ and Constraints (26) and (30) are related to the EVs, while variables μ and ρ and Constraints (27), (28) and (29) are related to PHEVs. Therefore $SPD(\mu, \rho, \phi, \sigma|\hat{x})$ problem can also be decomposed into two: $SPD^{ev}(\phi, \sigma|\hat{x})$ and $SPD^{phev}(\mu, \rho|\hat{x})$. Note that the former problem can also be decomposed on the basis of demand. Let the q^{th} partition of the $SPD^{ev}(\phi, \sigma|\hat{x})$ problem be defined as

$SPD_q^{ev}(\phi, \sigma|\hat{x})$, which is stated as follows:

$$\text{minimize } \sum_{\substack{a \in A_{ev}^q \\ i \in K_a^q}} \hat{x}_i \phi_a^q + \sigma_q \quad (45)$$

subject to

$$\sum_{a \in A_{ev}^q} \phi_a^q + \sigma_q \geq f_{ev}^q d^q \quad (46)$$

$$\phi_a^q, \sigma_q \geq 0 \quad \forall a \in A_{ev}^q \quad (47)$$

Observe that this is a continuous knapsack problem. Therefore we can construct the solution of this problem in closed form. Before we proceed, we need some further definitions. Let $\mathcal{A}_0^q(\hat{x})$ and $\mathcal{A}_1^q(\hat{x})$ be the sets of arcs in A_{ev}^q , induced by \hat{x} , that cannot be covered by any of the open stations and that can only be covered by a single station, respectively. Formally, $\mathcal{A}_0^q(\hat{x}) = \{a \in A_{ev}^q : |K_a^q \cap K^*(\hat{x})| = 0\}$ and $\mathcal{A}_1^q(\hat{x}) = \{a \in A_{ev}^q : |K_a^q \cap K^*(\hat{x})| = 1\}$. Note that $\mathcal{A}_1^q(\hat{x})$ might be empty even if $z_q = 1$, e.g., if all arcs on the path between $s(q)$ and $t(q)$ can be covered by at least two open stations. But we have a non-empty $\mathcal{A}_0^q(\hat{x})$ set for any q with $z_q = 0$.

Proposition 3. *For a given \hat{x} , and path $\hat{q} \in Q^{ev}$, the following is the characterization of optimal solutions to $SPD_{\hat{q}}^{ev}$.*

Case (1) *If path \hat{q} is not chargeable (i.e., $z_{\hat{q}} = 0$), then:*

(a) *For all $\alpha \in \mathcal{A}_0^{\hat{q}}(\hat{x})$, the following solution is optimal:*

- $\sigma_{\hat{q}} = 0$
- $\phi_{\alpha}^{\hat{q}} = f_{ev}^{\hat{q}} d^{\hat{q}}$
- $\phi_a^{\hat{q}} = 0, \forall a \in (A_{ev}^{\hat{q}} \setminus \alpha)$.

Case (2) *If path \hat{q} is chargeable (i.e., $z_{\hat{q}} = 1$), then:*

(a) *For all $\alpha \in \mathcal{A}_1^{\hat{q}}(\hat{x})$, the following solution is optimal:*

- $\sigma_{\hat{q}} = 0$
- $\phi_{\alpha}^{\hat{q}} = f_{ev}^{\hat{q}} d^{\hat{q}}$

$$- \phi_a^{\hat{q}} = 0, \forall a \in (A_{ev}^{\hat{q}} \setminus \alpha)$$

(b) The following is also an optimal solution:

$$\begin{aligned} - \sigma_{\hat{q}} &= f_{ev}^{\hat{q}} d^{\hat{q}} \\ - \phi_a^{\hat{q}} &= 0, \forall a \in A_{ev}^{\hat{q}} \end{aligned}$$

Proof. All results follow trivially from the fact that $SPD_q^{ev}(\phi, \sigma|\hat{x})$ is a continuous knapsack problem. \square

Note that any convex combination of alternative optimal solutions is also optimal for $SPD_q^{ev}(\phi, \sigma|\hat{x})$.

The subproblem for PHEVs which we refer to as $SPD^{phev}(\mu, \rho|\hat{x})$ can be decomposed on the basis of demand and arc. We refer to the partition of a^{th} arc of the q^{th} demand as $SPD_{qa}^{phev}(\mu, \rho|\hat{x})$, which is stated as follows:

$$\text{minimize} \quad \sum_{i \in R_a^q \setminus s(q)} \hat{x}_i \mu_a^{qi} + \rho_a^q \quad (48)$$

subject to

$$\mu_a^{qi} + \rho_a^q \geq f_{phev}^q d_a^{qi} \quad \forall i \in R_a^q \setminus s(q) \quad (49)$$

$$\rho_a^q \geq f_{phev}^q d_a^{qs(q)} \quad s(q) \in R_a^q \quad (50)$$

$$\mu_a^{qi}, \rho_a^q \geq 0 \quad \forall i \in R_a^q \setminus s(q) \quad (51)$$

The following result can be attained through complementary slackness conditions:

Proposition 4. For a given path \hat{q} and arc $\hat{a} \in A_{phev}^{\hat{q}}$, the following is the characterization of optimal solutions to $SPD_{\hat{q}\hat{a}}^{phev}(\mu, \rho|\hat{x})$.

Case (1) If $\sum_{i \in R_{\hat{a}}^{\hat{q}}} y_{\hat{a}}^{\hat{q}i} = 0$, then the following solution is optimal:

- $\rho_{\hat{a}}^{\hat{q}} = 0$
- $\mu_{\hat{a}}^{\hat{q}i} = f_{phev}^{\hat{q}} d_{\hat{a}}^{\hat{q}i}, \forall i \in R_{\hat{a}}^{\hat{q}} \setminus s(\hat{q})$

Case (2) If $y_{\hat{a}}^{\hat{q}s(\hat{q})} = 1$, then the following solution is optimal:

- $\rho_{\hat{a}}^{\hat{q}} = f_{phev}^{\hat{q}} d_{\hat{a}}^{\hat{q}s(\hat{q})}$
- $\mu_{\hat{a}}^{\hat{q}i} = \max\{0, f_{phev}^{\hat{q}} d_{\hat{a}}^{\hat{q}i} - \rho_{\hat{a}}^{\hat{q}}\}, \forall i \in R_{\hat{a}}^{\hat{q}} \setminus s(\hat{q})$

Case (3) If $y_{\hat{a}}^{\hat{q}j} = 1$ for $j \neq s(\hat{q})$, then the following are the conditions for optimality:

- $\mu_{\hat{a}}^{\hat{q}j} + \rho_{\hat{a}}^{\hat{q}} = f_{phev}^{\hat{q}} d_{\hat{a}}^{\hat{q}j},$
- $\mu_{\hat{a}}^{\hat{q}i} = 0$, and $\rho_{\hat{a}}^{\hat{q}} \geq f_{phev}^{\hat{q}} d_{\hat{a}}^{\hat{q}i}, \forall i \in R_{\hat{a}}^{\hat{q}} : i \in K^*(\hat{x}), i \neq s(\hat{q}), i \neq j,$
- $\mu_{\hat{a}}^{\hat{q}i} + \rho_{\hat{a}}^{\hat{q}} \geq f_{phev}^{\hat{q}} d_{\hat{a}}^{\hat{q}i}, \forall i \in R_{\hat{a}}^{\hat{q}} : i \notin K^*(\hat{x}), i \neq s(\hat{q}), i \neq j,$
- $\rho_{\hat{a}}^{\hat{q}} \geq f_{phev}^{\hat{q}} d_{\hat{a}}^{\hat{q}s(\hat{q})},$ if $s(\hat{q}) \in R_{\hat{a}}^{\hat{q}},$
- $\mu_{\hat{a}}^{\hat{q}i}, \rho_{\hat{a}}^{\hat{q}} \geq 0, \forall i \in R_{\hat{a}}^{\hat{q}}, i \notin K^*(\hat{x}), i \neq s(\hat{q}).$

Proof. Since $\sum_{i \in R_{\hat{a}}^{\hat{q}}} y_{\hat{a}}^{\hat{q}i} = 0$, we have $y_{\hat{a}}^{\hat{q}i} = 0, \forall i \in R_{\hat{a}}^{\hat{q}}$. We then have $|R_{\hat{a}}^{\hat{q}} \cap K^*(\hat{x})| = 0$, that is $\hat{x}_i = 0, \forall i \in R_{\hat{a}}^{\hat{q}} \setminus s(\hat{q})$. Therefore, Case (1) follows. When $\sum_{i \in R_{\hat{a}}^{\hat{q}}} y_{\hat{a}}^{\hat{q}i} = 1$, either $y_{\hat{a}}^{\hat{q}s(\hat{q})} = 1$ or $y_{\hat{a}}^{\hat{q}j} = 1$ for $j \neq s(\hat{q})$. In the former case, we have $d_{\hat{a}}^{\hat{q}s(\hat{q})} \geq d_{\hat{a}}^{\hat{q}i}, \forall i \in R_{\hat{a}}^{\hat{q}}, i \in K^*(\hat{x}), i \neq s(\hat{q})$ since $y_{\hat{a}}^{\hat{q}s(\hat{q})} = 1$. Thus, we have $\mu_{\hat{a}}^{\hat{q}j} + \rho_{\hat{a}}^{\hat{q}} = f_{phev}^{\hat{q}} d_{\hat{a}}^{\hat{q}j}$. This implies that $\mu_{\hat{a}}^{\hat{q}i} = 0, \forall i \in R_{\hat{a}}^{\hat{q}}, i \in K^*(\hat{x}), i \neq s(\hat{q})$. For $i \in R_{\hat{a}}^{\hat{q}}, i \notin K^*(\hat{x}), i \neq s(\hat{q})$, we have $\mu_{\hat{a}}^{\hat{q}i} = \max\{0, f_{phev}^{\hat{q}} d_{\hat{a}}^{\hat{q}i} - \rho_{\hat{a}}^{\hat{q}}\}$ due to Constraints (49). In the latter case, we have $y_{\hat{a}}^{\hat{q}j} = 1$ for $j \neq s(\hat{q})$. This implies that $d_{\hat{a}}^{\hat{q}j} \geq d_{\hat{a}}^{\hat{q}i}, \forall i \in R_{\hat{a}}^{\hat{q}}, \forall i \in K^*(\hat{x}), i \neq s(\hat{q}), i \neq j$. Since we have $\hat{x}_i = 1$ for $i \in R_{\hat{a}}^{\hat{q}}, \forall i \in K^*(\hat{x}), i \neq s(\hat{q}), i \neq j$, we have the first two conditions as given in Case (3). Since we can have $d_{\hat{a}}^{\hat{q}j} < d_{\hat{a}}^{\hat{q}i}$ for $i \in R_{\hat{a}}^{\hat{q}}, i \notin K^*(\hat{x}), i \neq s(\hat{q}), i \neq j$, we keep Constraints (49) in the third bullet of Case (3). The remaining two bullets are also inherited from the constraint set of $SPD_{\hat{q}\hat{a}}^{phev}(\mu, \rho|\hat{x})$. This completes the proof. \square

Remark 1. Both Propositions 3 and 4 assume primal feasibility as given, and present the properties of optimal solutions for their respective problems.

Remark 2. A Benders cut can be constructed by first solving the subproblem using (39) and (44), and then by generating the dual variables μ , ρ , ϕ and σ that satisfy the conditions given in Propositions 3 and 4. The generated cut can be added to the master problem as an inequality of the form (32).

In the following, we propose three different cut selection schemes. The first one produces a single cut for each subproblem solved. This cut is used as a benchmark in the computational study section to compare the efficiencies of the remaining two cut selection schemes. The next scheme is multicut generation scheme in which several cuts are added at each iteration. In the last scheme, we generate a Pareto-optimal cut.

4.5. Benders Cut Selection Scheme 1: Single Cut

For a given \hat{x} , we can construct the primal subproblem solutions $z^q, \forall q \in Q^{ev}$ and $y_a^{qi}, \forall q \in Q^{ph ev}, a \in A_{ph ev}^q, i \in R_a^q$. Consider the corresponding dual solution presented in Algorithm 1 in the Appendix. Parts of the algorithm that are analogous to cases in Propositions 3 and 4 are explicitly shown. The dual variables obtained can be used to construct a single cut to be added to the master problem at each iteration as an inequality of type (32).

4.6. Benders Cut Selection Scheme 2: Multicut

Birge and Louveaux (1988) considered addition of several cuts in a single iteration in the context of two-stage stochastic linear programs. Multicut version of Benders decomposition has successfully been implemented in different applications (de Camargo et al. 2008, Trukhanov et al. 2010, Lei et al. 2014, You and Grossmann 2013). To implement the multicut version, we need to modify our master problem. For this purpose, let β_q^{ev} and $\delta_{qa}^{ph ev}$ be new surrogate variables associated with $SPD_q^{ev}(\phi, \sigma | \hat{x})$ and $SPD_{qa}^{ph ev}(\mu, \rho | \hat{x})$, respectively; $\mathcal{D}(SPD_q^{ev})$ and $\mathcal{D}(SPD_{qa}^{ph ev})$ be the set of extreme points for the respective problems. Then the modified master problem can be expressed as:

$$\text{maximize } \sum_{q \in Q^{ev}} \beta_q^{ev} + \sum_{\substack{q \in Q^{phev} \\ a \in A_{phev}^q}} \delta_{qa}^{phev} \quad (52)$$

subject to

$$\beta_q^{ev} \leq \sum_{\substack{a \in A_{ev}^q \\ i \in K_a^q}} x_i \phi_a^q + \sigma_q \quad \forall q \in Q^{ev}, (\phi, \sigma) \in \mathcal{D}(SPD_q^{ev}) \quad (53)$$

$$\delta_{qa}^{phev} \leq \sum_{i \in R_a^q \setminus s(q)} x_i \mu_a^{qi} + \rho_a^q \quad \forall q \in Q^{phev}, a \in A_{phev}^q, (\mu, \rho) \in \mathcal{D}(SPD_{qa}^{phev}) \quad (54)$$

$$\sum_{k \in K} x_k = p \quad (55)$$

$$x_k \in \{0, 1\} \quad \forall k \in K \quad (56)$$

For a given \hat{x} , multiple extreme points for each subproblem as presented in Propositions 3 and 4 exist. By modifying the master problem, we can now use the information that is available for each subproblem and add a cut corresponding to each extreme point, as presented in Algorithm 2 in the Appendix. In this fashion, a cut pool is collected at each iteration.

4.7. Benders Cut Selection Scheme 3: Pareto-optimal Cut

Reducing the number of Benders iterations is of great value to accelerate the implementation. However, as we have identified above, conditions in Propositions 3 and 4 imply that several cuts can be generated for a given vector \hat{x} . Out of these cuts, the simple cut generation scheme selects one cut to be added at each iteration, and the multicut implementation adds several cuts at once. One other option is to select a cut that might help us reduce the number of iterations. In this section, we present the Pareto-optimal cut generation scheme in the sense of the study by Magnanti and Wong (1981). Let \mathcal{X} be the feasible set of the master problem in the first iteration (i.e. $\mathcal{X} = \{x \in \{0, 1\}^{|K|} : \sum_{k \in K} x_k = p\}$), $\mathbf{opt}(\mathcal{P})$ be the optimal objective function value of the problem \mathcal{P} , and the function $\mathcal{C}(x, \mu, \rho, \phi, \sigma)$ be defined as the following:

$$\mathcal{C}(x, \mu, \rho, \phi, \sigma) = \sum_{\substack{q \in Q^{phev} \\ a \in A_{phev}^q \\ i \in R_a^q \setminus s(q)}} x_i \mu_a^{qi} + \sum_{\substack{q \in Q^{phev} \\ a \in A_{phev}^q}} \rho_a^q + \sum_{\substack{q \in Q^{ev} \\ a \in A_{ev}^q \\ i \in K_a^q}} x_i \phi_a^q + \sum_{q \in Q^{ev}} \sigma_q \quad (57)$$

In their seminal paper, Magnanti and Wong (1981) presented the notion of cut domination in the Benders decomposition framework. The cut generated by the dual solution $(\hat{\mu}, \hat{\rho}, \hat{\phi}, \hat{\sigma})$ is said to dominate the cut generated by the dual solution $(\tilde{\mu}, \tilde{\rho}, \tilde{\phi}, \tilde{\sigma})$, if and only if $\mathcal{C}(x, \hat{\mu}, \hat{\rho}, \hat{\phi}, \hat{\sigma}) \leq \mathcal{C}(x, \tilde{\mu}, \tilde{\rho}, \tilde{\phi}, \tilde{\sigma})$ for all $x \in \mathcal{X}$ with a strict inequality for at least one point. A cut is called *Pareto-optimal*, if no other cuts dominate it. To obtain a Pareto-optimal cut induced by \hat{x} , we need to solve the following linear programming problem:

$$\text{minimize } \mathcal{C}(\bar{x}, \mu, \rho, \phi, \sigma) \quad (58)$$

subject to

$$(26) - (30)$$

$$\mathcal{C}(\hat{x}, \mu, \rho, \phi, \sigma) = \mathbf{opt}(SPD(\mu, \rho, \phi, \sigma | \hat{x})) \quad (59)$$

where $\bar{x} \in ri(\mathcal{X}^c)$, a point in the relative interior of the convex hull of the set \mathcal{X} , is called a *core point*. We refer to this LP as $MW(\mu, \rho, \phi, \sigma | \hat{x}, \bar{x})$. Our initial core point is a vector of length $|K|$ with all entries equal to $\frac{p}{|K|}$. In the following Benders iterations, we use the average of the current core point and the active solution of the MP, similar to Papadakos (2008).

At this point, note that Constraint (59) and fractional coefficients \bar{x}_i may prevent obtaining an efficient optimal-dual solution, as is the case for the study by Contreras et al. (2011). However, as we present in the following parts, we can cleverly exploit the knapsack nature of the subproblems to find the optimal solutions for the MW problem using Remark (1).

4.8. Magnanti-Wong Problem Solution

Similar to the subproblem and the dual of the subproblem, the $MW(\mu, \rho, \phi, \sigma|\hat{x}, \bar{x})$ problem can also be decomposed. The EV problem partition for a given demand $q \in Q^{ev}$, which we refer to as $MW_q^{ev}(\phi, \sigma|\hat{x}, \bar{x})$ is formulated as:

$$\text{minimize} \quad \sum_{\substack{a \in A_{ev}^q \\ i \in K_a^q}} \bar{x}_i \phi_a^q + \sigma_q \quad (60)$$

subject to

$$\sum_{\substack{a \in A_{ev}^q \\ i \in K_a^q}} \hat{x}_i \phi_a^q + \sigma_q = \mathbf{opt}(SPD_q^{ev}(\phi, \sigma|\hat{x})) \quad (61)$$

$$\sum_{a \in A_{ev}^q} \phi_a^q + \sigma_q \geq f_{ev}^q d^q \quad (62)$$

$$\phi_a^q, \sigma_q \geq 0 \quad \forall a \in A_{ev}^q \quad (63)$$

Observe that the constraint set enforces the solution to be optimal for the $SPD_q^{ev}(\phi, \sigma|\hat{x})$ problem for which we have the optimal solutions presented in Proposition 3. Therefore we can construct the optimal variable values of the $MW_q^{ev}(\phi, \sigma|\hat{x}, \bar{x})$ in the following proposition:

Proposition 5. *The following solution is optimal for $MW_q^{ev}(\phi, \sigma|\hat{x}, \bar{x})$.*

$$\phi_a^q = \begin{cases} f_{ev}^q d^q, & \text{if } z(q) = 1, |\mathcal{A}_1^q(\hat{x})| \neq 0, a = \operatorname{argmin}_{b \in \mathcal{A}_1^q(\hat{x})} \{\sum_{i \in K_b^q} \bar{x}_i\} \text{ and } \sum_{i \in K_a^q} \bar{x}_i \leq 1 \\ f_{ev}^q d^q, & \text{if } z(q) = 0 \text{ and } a = \operatorname{argmin}_{b \in \mathcal{A}_0^q(\hat{x})} \{\sum_{i \in K_b^q} \bar{x}_i\} \\ 0, & \text{otherwise} \end{cases} \quad (64)$$

$$\sigma_q = \begin{cases} f_{ev}^q d^q, & \text{if } z(q) = 1 \text{ and } \sum_{i \in K_a^q} \bar{x}_i > 1, \forall a \in \mathcal{A}_1^q(\hat{x}) \\ f_{ev}^q d^q, & \text{if } z(q) = 1 \text{ and } |\mathcal{A}_1^q(\hat{x})| = 0 \\ 0, & \text{otherwise} \end{cases} \quad (65)$$

Proof. Let $\mathcal{P}(\phi, \sigma|\hat{x})$ be the set of optimal dual variables for $SPD_q^{ev}(\phi, \sigma|\hat{x})$ problem as identified in Proposition 3. Then we can remodel the problem without the complicating Constraints (61) as follows:

$$\begin{aligned} & \text{minimize} \quad \sum_{\substack{a \in A_{ev}^q \\ i \in K_a^q}} \bar{x}_i \phi_a^q + \sigma_q \\ & \text{subject to} \end{aligned} \tag{66}$$

$$(\sigma_q, \phi_a^q) \in \mathcal{P}(\phi, \sigma | \hat{x}) \tag{67}$$

Note that we have two conditions in Proposition 3 depending on the optimal value of $z(q)$.

Case (1) If the path $q \in Q$ is not chargeable (i.e., $z_q = 0$), then the optimal solution of $MW_q^{ev}(\phi, \sigma | \hat{x}, \bar{x})$ problem is $\phi_a^q = f_{ev}^q d^q$ for $a = \operatorname{argmin}_{b \in \mathcal{A}_0^q(\hat{x})} \{\sum_{i \in K_b^q} \bar{x}_i\}$ and all of the remaining variables are equal to zero.

Case (2) If a given path $q \in Q^{ev}$ is chargeable (i.e., $z_q = 1$), then we can find the optimal solution of the $MW_q^{ev}(\phi, \sigma | \hat{x}, \bar{x})$ problem by investigating the tradeoff between the objective function coefficients of σ and ϕ . First of all, observe that if $|\mathcal{A}_1^q(\hat{x})| = 0$, then the only optimal solution can be attained by letting $\sigma_q = f_{ev}^q d^q$ and all of the remaining variables equal to zero. Otherwise, if $|\mathcal{A}_1^q(\hat{x})| \geq 1$, then we check if $\sum_{i \in K_a^q} \bar{x}_i > 1, \forall a \in \mathcal{A}_1^q(\hat{x})$ in which case, assigning $\sigma = f_{ev}^q d^q$ and all of the remaining variables equal to zero produces the optimal solution for $MW_q^{ev}(\phi, \sigma | \hat{x}, \bar{x})$. Lastly, if $|\mathcal{A}_1^q(\hat{x})| \neq 0$ and $\sum_{i \in K_a^q} \bar{x}_i \leq 1$, then we select the arc with $a = \operatorname{argmin}_{b \in \mathcal{A}_1^q(\hat{x})} \{\sum_{i \in K_b^q} \bar{x}_i\}$ and assign $\phi_a^q = f_{ev}^q d^q$ and all of the remaining variables equal to zero. We now have the desired result as presented in Proposition 5. \square

In a similar fashion, we can construct the optimal variable values of the $MW_{qa}^{phev}(\mu, \rho | \hat{x}, \bar{x})$ problem, which is defined as:

$$\text{minimize} \quad \sum_{i \in R_a^q \setminus s(q)} \bar{x}_i \mu_a^{qi} + \rho_a^q \quad (68)$$

subject to

$$\sum_{i \in R_a^q \setminus s(q)} \hat{x}_i \mu_a^{qi} + \rho_a^q = \mathbf{opt}(SPD_{qa}^{phev}(\mu, \rho|\hat{x})) \quad (69)$$

$$\mu_a^{qi} + \rho_a^q \geq f_{phev}^q d_a^{qi} \quad \forall i \in R_a^q \setminus s(q) \quad (70)$$

$$\rho_a^q \geq f_{phev}^q d_a^{qs(q)} \quad s(q) \in R_a^q \quad (71)$$

$$\mu_a^{qi}, \rho_a^q \geq 0 \quad \forall i \in R_a^q \setminus s(q) \quad (72)$$

Proposition 6. *The following solution is optimal for $MW_{qa}^{phev}(\mu, \rho|\hat{x}, \bar{x})$.*

1) **If** $y_a^{\hat{q}j} = 1$ for $j \neq s(\hat{q})$, then:

$$\rho_a^q = \operatorname{argmin}_{\lambda \in S_a^q} \left(\sum_{\substack{i \in R_a^q \setminus s(q) \\ i \notin K^*(\hat{x})}} (\bar{x}_i \max\{0, f_{phev}^q d_a^{qi} - \lambda\}) + (1 - \bar{x}_j) \lambda \right)$$

where $\rho_{max} = f_{phev}^q d_a^{qj}$ and $\rho_{min} = \max\{f_{phev}^q d_a^{qs(q)}, \max_{i \in R_a^q \cap K^*(\hat{x}), i \neq j, i \neq s(q)} f_{phev}^q d_a^{qi}\}$
and $S_a^q = \{\rho_{min}, \rho_{max}\} \cup \{f_{phev}^q d_a^{qi} : \rho_{min} \leq f_{phev}^q d_a^{qi} \leq \rho_{max} \text{ and } i \in R_a^q, \forall i \notin K^*(\hat{x}), i \neq s(q), i \neq j\}$

else if $y_a^{\hat{q}s(\hat{q})} = 1$ then, $\rho_a^q = f_{phev}^q d_a^{qs(q)}$

else $\rho_a^q = 0$.

$$2) \quad \mu_a^{qi} = \max\{0, f_{phev}^q d_a^{qi} - \rho_a^q\}, \quad i \in R_a^q \setminus s(q)$$

Proof. Similar to the $MW_q^{ev}(\phi, \sigma|\hat{x}, \bar{x})$ problem, $MW_{qa}^{phev}(\mu, \rho|\hat{x}, \bar{x})$ can also be modeled using the conditions in Proposition 4. Note that we have three conditions in Proposition 4 depending on the optimal value of y_a^{qi} . There are unique optimal solutions for both *Case (1)* and *Case (2)*. They are also optimal for the $MW_{qa}^{phev}(\mu, \rho|\hat{x}, \bar{x})$ problem. When we have

$y_a^{qj} = 1$ for $j \neq s(q)$, that is *Case (3)*, $MW_{qa}^{phev}(\mu, \rho|\hat{x}, \bar{x})$ can be written as:

$$\text{minimize} \quad \sum_{i \in R_a^q \setminus s(q)} \bar{x}_i \mu_a^{qi} + \rho_a^q \quad (73)$$

subject to

$$\mu_a^{qj} + \rho_a^q = f_{phev}^q d_a^{qj} \quad (74)$$

$$\mu_a^{qi} = 0 \quad \forall i \in R_a^q, \forall i \in K^*(\hat{x}), i \neq s(q), i \neq j \quad (75)$$

$$\rho_a^q \geq f_{phev}^q d_a^{qi} \quad \forall i \in R_a^q, \forall i \in K^*(\hat{x}), i \neq s(q), i \neq j \quad (76)$$

$$\mu_a^{qi} + \rho_a^q \geq f_{phev}^q d_a^{qi} \quad \forall i \in R_a^q, \forall i \notin K^*(\hat{x}), i \neq s(q), i \neq j \quad (77)$$

$$\rho_a^q \geq f_{phev}^q d_a^{qs(q)} \quad \text{if } s(q) \in R_a^q \quad (78)$$

$$\mu_a^{qi}, \rho_a^q \geq 0 \quad \forall i \in R_a^q, i \notin K^*(\hat{x}), i \neq s(q) \quad (79)$$

Note that the optimality conditions given in Proposition 4 are simply appended as constraints to the above model. This ensures that our optimal solution for $MW_{qa}^{phev}(\mu, \rho|\hat{x}, \bar{x})$ is also optimal for $SPD^{phev}(\mu, \rho|\hat{x})$. In this model, we have $\mu_a^{qj} = f_{phev}^q d_a^{qj} - \rho_a^q$ due to Constraints (74). Rewriting μ_a^{qj} , and letting $\mu_a^{qi} = 0, \forall i \in R_a^q, \forall i \in K^*(\hat{x}), i \neq s(q), i \neq j$, we have an equivalent model:

$$\bar{x}_j f_{phev}^q d_a^{qj} + \text{minimize} \quad \sum_{\substack{i \in R_a^q \setminus s(q) \\ i \notin K^*(\hat{x})}} \bar{x}_i \mu_a^{qi} + (1 - \bar{x}_j) \rho_a^q \quad (80)$$

subject to

$$\rho_a^q \geq f_{phev}^q d_a^{qi} \quad \forall i \in R_a^q, i \in K^*(\hat{x}), i \neq s(q), i \neq j \quad (81)$$

$$\mu_a^{qi} + \rho_a^q \geq f_{phev}^q d_a^{qi} \quad \forall i \in R_a^q, \forall i \notin K^*(\hat{x}), i \neq s(q), i \neq j \quad (82)$$

$$\rho_a^q \geq f_{phev}^q d_a^{qs(q)} \quad \text{if } s(q) \in R_a^q \quad (83)$$

$$f_{phev}^q d_a^{qj} - \rho_a^q \geq 0 \quad (84)$$

$$\mu_a^{qi}, \rho_a^q \geq 0 \quad \forall i \in R_a^q, i \notin K^*(\hat{x}), i \neq s(q) \quad (85)$$

Observe that Constraints (81), (83) and (84) can be combined as $\rho_{max} \geq \rho_a^q \geq \rho_{min}$, where $\rho_{max} = f_{phev}^q d_a^{qj}$ and $\rho_{min} = \max\{f_{phev}^q d_a^{qs(q)}, \max_{i \in R_a^q \cap K^*(\hat{x}), i \neq j, i \neq s(q)} f_{phev}^q d_a^{qi}\}$. The model is

then:

$$\bar{x}_j f_{phev}^q d_a^{qj} + \text{minimize} \sum_{\substack{i \in R_a^q \setminus s(q) \\ i \notin K^*(\hat{x})}} \bar{x}_i \mu_a^{qi} + (1 - \bar{x}_j) \rho_a^q \quad (86)$$

subject to

$$\mu_a^{qi} + \rho_a^q \geq f_{phev}^q d_a^{qi} \quad \forall i \in R_a^q, \forall i \notin K^*(\hat{x}), i \neq s(q), i \neq j \quad (87)$$

$$\rho_{max} \geq \rho_a^q \geq \rho_{min} \quad (88)$$

$$\mu_a^{qi} \geq 0 \quad \forall i \in R_a^q, i \notin K^*(\hat{x}), i \neq s(q) \quad (89)$$

In this model, we can determine the optimal μ values once we know the optimal value of ρ . At this point, note that the set of values that ρ can assume are from the set $S_a^q = \{\rho_{min}, \rho_{max}\} \cup \{f_{phev}^q d_a^{qi} : \rho_{min} \leq f_{phev}^q d_a^{qi} \leq \rho_{max} \text{ and } i \in R_a^q, \forall i \notin K^*(\hat{x}), i \neq s(q), i \neq j\}$. Any other possible value for the ρ variable would either be suboptimal or infeasible. Thus, the following solution is optimal for $MW_{qa}^{phev}(\mu, \rho | \hat{x}, \bar{x})$.

$$\rho_a^q = \operatorname{argmin}_{\lambda \in S_a^q} \left(\sum_{\substack{i \in R_a^q \setminus s(q) \\ i \notin K^*(\hat{x})}} (\bar{x}_i \max\{0, f_{phev}^q d_a^{qi} - \lambda\}) + (1 - \bar{x}_j) \lambda \right) \quad (90)$$

$$\mu_a^{qi} = \max\{0, f_{phev}^q d_a^{qi} - \rho_a^q\} \quad (91)$$

This completes the proof. □

Remark 3. *In a regular MW framework, two different LP problems are needed to be solved for every subproblem, one to obtain the optimal value of the subproblem, and one for the MW problem. However, in our particular case, we are able to construct the primal subproblem solution, the dual subproblem solution and a Pareto-optimal cut directly, without any need to build an LP.*

5. Computational Study

In this section, we present performance analyses of the CSLM-PHEV model and the BD algorithm with three different cut selection schemes. Note that in all three decomposition implementations, we only construct one search tree, and solve the master problem using branch-and-cut method. In order to compare the computational performances of the solution techniques, computational studies are carried out on two datasets. The first one, shown in Figure-2, is a 25-node dataset commonly used in the literature (Hodgson 1990, Kuby and Lim 2005, MirHassani and Ebrazi 2013). A second dataset is a real-world representation of the California (CA) road network as presented in Figure-3 (Arslan et al. 2015, Yıldız et al. 2015). The data related to network specifications are presented in Table 1.

Table 1: Road network features

network	#nodes	# OD pair nodes	#edges	node degree		
				min	max	mean
25-node	25	300	86	1	6	3.36
California (CA)	339	1167	1234	1	7	3.64

All of the instances are run on a desktop computer with 3.16GHz 2xDuo CPU, 2.00GB RAM. The algorithms are implemented using Java and CPLEX 12.5 (IBM 2013) with Concert Technology.

5.1. 25-node Road Network

In the 25-node road network, all nodes are assumed to be origin and destination nodes similar to previous studies. Following the convention in the literature, we assume that the demand between OD pairs is directly proportional with the populations of the origin and the destination nodes, and inversely proportional with the distance between the OD pair, and the calculation of the vehicle flow is due to gravity model by Hodgson (1990). The ranges considered in the 25-node network in previous studies are 4, 8, and 12. Since we can handle multiple vehicle types in the same problem, we consider EVs and PHEVs with ranges 4, 8 and 12 for every OD pair with equal flows as attained from the gravity model. With these settings, we solved the problem using the BD algorithm with singlecut, multicut and Pareto-optimal cut generation schemes. The p value range is from 1 to 25. The results are

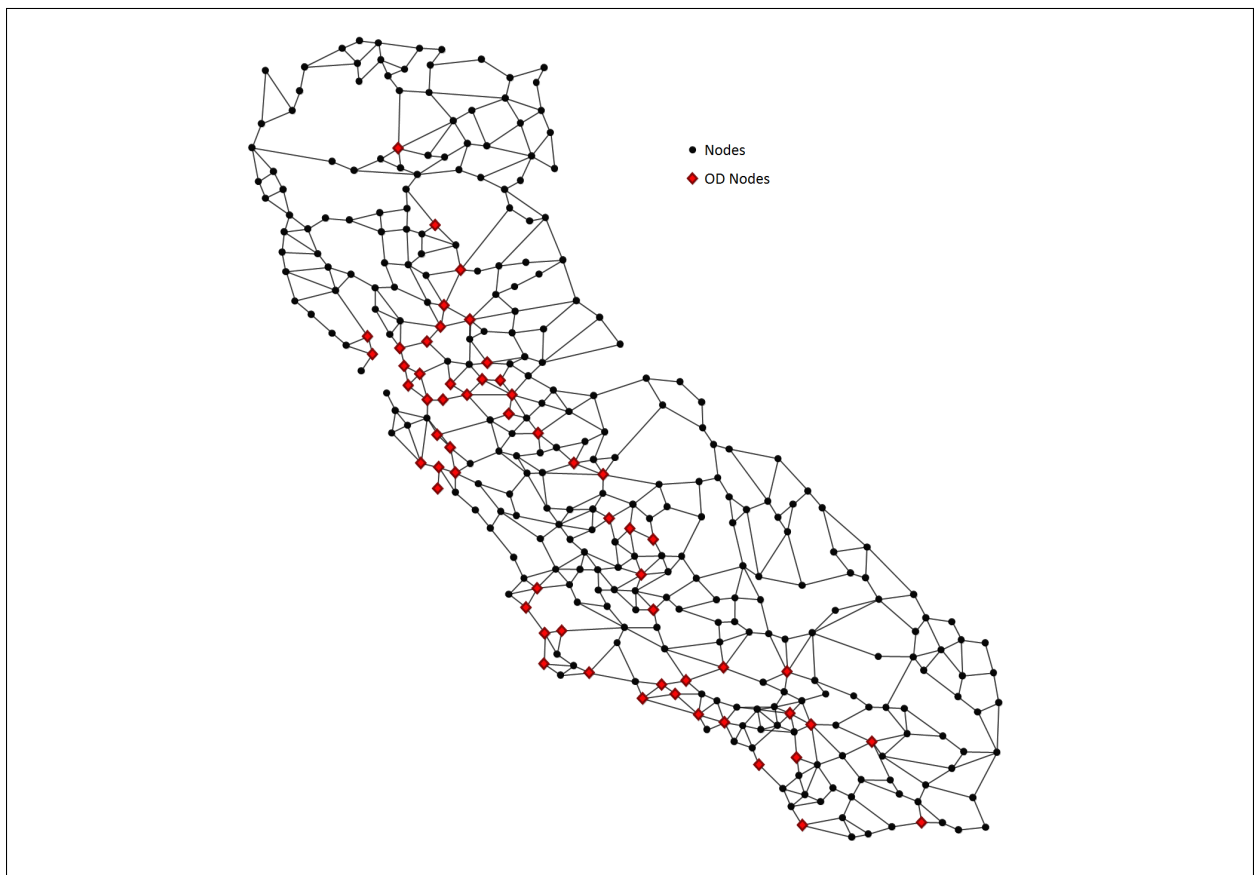
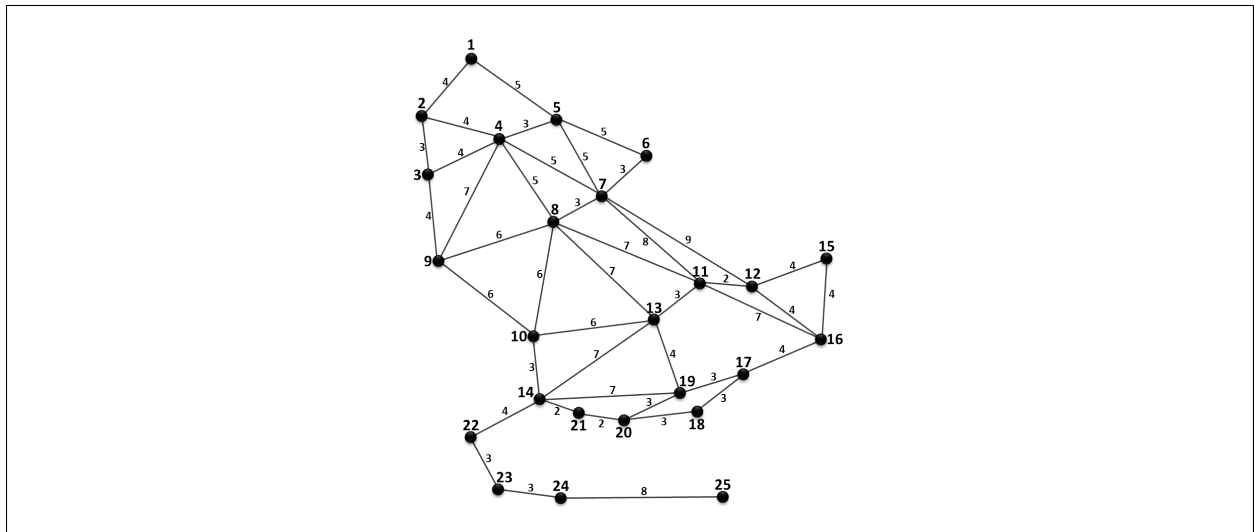


Figure 3: California state road network

presented in Table 2. In the table, the second column represents the optimal solution value. We express this value as the percentage of covered distance with respect to the *total coverable distance*. Total coverable distance is defined as the difference in the objective function value of the CSLM-PHEV model when a charging station is located at all of the nodes in the network and when no charging station is located in the network. The third column is the solution time of the CSLM-PHEV model. Corresponding to each of the three Benders decomposition implementations, there are seven columns. *# Subproblems* shows the number of subproblems solved, *# Cuts* is the total number of cuts added, *Prep.Sol.Time*, *Master Sol.Time* and *Subp.Sol.Time* show the preprocessing time, master problem solution time and the subproblem solution time, respectively. *Avg.Subp.Sol.Time* is the average solution time of a single subproblem, found by dividing the *Subp.Sol.Time* by the *# Subproblems*. *Total Sol.Time* column is the total running time, which equals to the summation of preprocessing, subproblem and master problem solution times.

There are some critical insights regarding the nature of the solution techniques. The BD algorithm with singlecut implementation generally solves the most number of subproblems while the multicut implementations requires to solve the least number of subproblems to arrive at the optimal solution. However, the number of cuts added to the master problem is far more in multicut implementation than the other two cut implementations. The Pareto-optimal cut implementation solves more subproblems than the multicut, but the cuts added are far less in number. On the average, the Pareto-optimal cut generation scheme solves the problems faster than the other two cut generation techniques. As it will be apparent in the following parts, similar line of results can be observed in larger sized networks.

Table 2: 25-node road network results

Problem	CSLM-PHEV	Singlecut Implementation					Multicut Implementation					Pareto-optimal Cut Implementation				
	Total Sol.Time (s)	# Subproblems	# Cuts	Prep.Sol.Time (s)	Master Sol.Time (s)	Subp.Sol.Time (s)	Avg.Subp.Sol.Time (s)	Total Sol.Time (s)	# Subproblems	# Cuts	Prep.Sol.Time (s)	Master Sol.Time (s)	Subp.Sol.Time (s)	Avg. Subp.Sol.Time (s)	Total Sol.Time (s)	
d	Opt.Sol. (%)															
	1	23.07	3	2	0.03	0.07	0.09	0.03	0.18	2	4212	0.03	0.08	0.27	0.13	0.37
	2	32.60	10	9	0.04	0.01	0.13	0.01	0.19	4	4638	0.08	0.14	0.44	0.11	0.65
	3	40.76	34	30	0.02	0.02	0.44	0.01	0.48	6	4948	0.04	0.19	0.60	0.10	0.83
	4	50.55	42	37	0.02	0.04	0.53	0.01	0.58	4	4862	0.03	0.17	0.43	0.11	0.63
	5	59.17	51	47	0.02	0.05	0.65	0.01	0.72	4	4947	0.04	0.15	0.45	0.11	0.65
	6	66.38	56	52	0.02	0.07	0.71	0.01	0.79	4	5071	0.03	0.19	0.48	0.12	0.71
	7	71.29	85	80	0.02	0.12	1.07	0.01	1.20	5	5188	0.03	0.15	0.70	0.14	0.88
	8	75.88	125	118	0.02	0.18	1.56	0.01	1.76	7	5192	0.03	0.15	0.82	0.12	1.01
	9	80.17	138	132	0.02	0.20	1.72	0.01	1.94	6	5246	0.03	0.15	0.77	0.13	0.96
	10	84.75	105	99	0.02	0.15	1.42	0.01	1.58	5	5249	0.03	0.11	0.70	0.14	0.84
	11	87.55	103	95	0.02	0.16	1.28	0.01	1.46	9	5420	0.03	0.13	1.14	0.13	1.30
	12	90.16	112	102	0.02	0.15	1.39	0.01	1.56	7	5555	0.03	0.13	0.91	0.13	1.08
	13	92.78	95	89	0.02	0.11	1.17	0.01	1.30	7	5578	0.03	0.14	0.86	0.12	1.03
	14	95.11	63	58	0.02	0.06	0.79	0.01	0.87	6	5584	0.03	0.11	0.78	0.13	0.92
	15	97.12	45	35	0.02	0.03	0.56	0.01	0.61	6	5632	0.03	0.11	0.79	0.13	0.93
	16	98.69	27	21	0.02	0.02	0.34	0.01	0.38	6	5627	0.03	0.12	0.78	0.13	0.94
	17	99.58	26	21	0.02	0.02	0.32	0.01	0.36	4	5657	0.03	0.07	0.52	0.13	0.62
	18	99.86	22	17	0.02	0.02	0.28	0.01	0.31	4	5683	0.07	0.06	0.53	0.13	0.66
	19	100.00	6	4	0.02	0.01	0.08	0.01	0.11	4	5730	0.03	0.05	0.50	0.12	0.59
	20	100.00	3	2	0.02	0.01	0.04	0.01	0.07	3	5709	0.03	0.05	0.42	0.14	0.50
	21	100.00	3	2	0.02	0.01	0.04	0.01	0.07	3	5709	0.03	0.04	0.51	0.17	0.59
	22	100.00	3	2	0.02	0.01	0.04	0.01	0.06	3	5709	0.03	0.05	0.44	0.15	0.52
	23	100.00	3	2	0.02	0.01	0.04	0.01	0.06	3	5709	0.03	0.05	0.39	0.13	0.47
	24	100.00	3	2	0.02	0.01	0.05	0.02	0.07	3	5709	0.04	0.06	0.41	0.14	0.51
25	100.00	2	1	0.02	0.01	0.03	0.01	0.05	2	2719	0.03	0.02	0.27	0.13	0.32	

5.2. California Road Network

The CA dataset is a real world representation of the California road network with 339 nodes and 1234 arcs. 57 centers with a population of 50,000 or above are selected as the origin and destination nodes. Similar to Yıldız et al. (2015), we consider all pairings of these nodes with at least 30 miles apart. There are 1167 such pairings as presented in Table 1. As done in the 25-node network case, the vehicle flows between pairings are calculated using the gravity model (Hodgson 1990).

Related to EV and PHEV sales numbers, Center for Sustainable Energy (2015) reports new-vehicle rebates on behalf of the California Air Resource Boards Clean Vehicle Rebate Project (CVRP). We can extract EV and PHEV sales versus brands to get the sales percentages in California State for vehicles with different ranges. Table 3 shows that 25.43% of the total EV sales have an extended range of 426 kilometers (265 miles). Similarly, Table 4 shows that 45.13% of the PHEVs have a range of 61 kilometers (38 miles). Therefore, we have 6 copies for each of the 1167 OD pairs, three of them representing the EVs with different ranges, and the remaining three representing the PHEVs with different ranges.

Table 3: EV sales

Designator	Range (km)	percentage in total EV sales (%)
EV-1	426	25.43
EV-2	142	19.58
EV-3	132	54.99

Table 4: PHEV sales

Designator	Range (km)	percentage in total PHEV sales (%)
PHEV-1	61	45.13
PHEV-2	32	20.46
PHEV-3	19	34.41

Table 5: California road network results

Problem	CSLM-PHEV	Singlecut Implementation				Multicut Implementation				Pareto-optimal Cut Implementation								
	Total Sol.Time (s)	# Subproblems	# Cuts	Master Sol.Time (s)	Subp.Sol.Time (s)	Total Sol.Time (s)	Gap (%)	# Subproblems	# Cut	Master Sol.Time (s)	Subp.Sol.Time (s)	Total Sol.Time (s)	# Subproblems	# Cuts	Master Sol.Time (s)	Subp.Sol.Time (s)	Total Sol.Time (s)	
D	40.84	1438.72	6	5	0.26	4.07	7.86	-	2	58665	10.33	31.70	48.24	3	2	0.14	2.49	6.10
	59.04	1258.87	20	14	0.03	13.45	16.42	-	2	58665	4.19	31.28	40.87	8	5	0.14	6.85	10.46
	66.38	1335.37	53	46	0.25	36.91	40.10	-	4	66563	11.37	98.20	114.96	12	8	0.13	11.02	14.61
	70.27	1547.52	215	209	1.20	150.74	154.89	-	8	73896	29.77	172.13	207.32	18	11	0.15	17.49	21.11
	73.64	1626.40	572	559	9.36	413.04	425.44	-	7	75363	33.96	155.03	194.42	24	17	0.16	24.90	28.53
	76.92	1352.06	792	782	25.70	561.75	590.39	-	5	78716	29.85	113.36	148.65	20	15	0.15	20.46	24.09
	79.47	1850.89	1397	1384	128.41	996.71	1128.11	-	7	85985	32.07	179.31	216.60	28	19	0.16	30.10	33.75
	82.02	1576.26	1247	1238	198.84	882.96	1084.82	-	6	88099	27.50	166.40	199.18	35	23	0.20	39.17	42.85
	84.27	1128.04	1023	1009	162.98	734.19	900.09	-	8	85900	30.61	220.09	256.28	22	16	0.18	27.54	31.20
	86.02	1136.14	991	975	208.00	726.91	937.92	-	5	88709	36.31	133.95	175.97	28	21	0.23	31.35	35.05
87.58	1318.24	850	836	222.13	622.46	847.60	-	5	88912	41.66	132.07	179.93	24	17	0.23	26.51	30.22	
89.10	880.49	463	447	157.83	330.18	490.99	-	5	88577	20.76	131.76	158.70	30	20	0.26	34.73	38.47	
90.30	879.33	373	354	79.50	272.73	355.14	-	6	90106	27.84	179.12	213.63	30	20	0.22	33.64	37.32	
91.28	656.85	318	303	136.29	226.66	365.88	-	5	89886	31.81	155.67	194.13	29	19	0.23	32.76	36.45	
91.94	631.22	662	650	915.42	485.42	1403.86	-	4	89693	52.89	133.40	193.04	33	24	0.23	37.99	41.69	
92.53	674.54	1384	1373	2615.08	984.84	3602.89	0.19	6	90455	41.31	184.44	232.62	36	26	0.29	41.61	45.37	
93.07	648.92	2267	2246	1985.06	1614.86	3602.88	0.29	6	90523	38.41	208.56	254.84	46	34	0.26	54.42	58.14	
93.58	640.30	2008	1989	2135.91	1464.04	3602.98	0.38	9	93020	36.89	306.72	351.38	48	34	0.44	56.84	60.75	
94.05	569.41	2912	2897	1487.57	2112.40	3602.92	0.44	8	93526	34.42	314.92	357.77	54	39	0.42	64.21	68.10	
94.49	643.31	2692	2671	1684.34	1915.58	3602.86	0.41	7	93856	46.54	297.96	353.66	52	42	0.55	62.95	66.99	
97.19	643.48	3289	3260	1239.46	2360.48	3602.97	0.51	15	101608	75.82	314.60	396.63	94	73	1.07	117.83	122.38	
98.57	508.04	3278	3247	1266.05	2334.53	3603.56	0.32	15	105093	200.75	315.07	521.23	90	74	3.66	115.79	122.91	
99.31	378.55	3177	3147	1357.27	2242.65	3602.89	0.19	12	106324	178.92	284.71	469.03	102	80	2.32	131.88	137.67	
99.74	409.56	1419	1383	2608.32	991.69	3602.96	0.06	20	106796	242.35	458.60	706.33	110	88	5.79	142.47	151.72	
99.93	237.89	291	258	3400.67	200.70	3604.88	0.01	10	106910	120.71	229.34	355.45	81	61	0.67	103.26	107.40	
99.97	179.91	185	158	3.15	126.46	132.59	-	7	107154	74.11	191.22	270.73	77	55	0.60	98.59	102.66	
99.98	123.81	146	124	0.81	98.14	101.90	-	7	106825	41.91	181.78	229.04	53	38	0.40	67.15	71.02	
100.00	208.42	130	112	0.71	84.89	89.11	-	4	106568	27.03	119.42	151.66	44	37	0.25	55.92	59.63	

Table 6: Summary of Computational Results

Parameter	CSLM-PHEV	Singlecut	Multicut	Pareto-optimal
Avg. # Subproblems	-	1148.57	7.32	43.96
Avg. # Cuts	-	1131.29	89871.18	32.79
Avg. Prep. Sol.Time (s)	-	3.03	6.12	3.47
Avg. Master Sol.Time (s)	-	786.81	56.43	0.70
Avg. Subp. Sol.Time (s)	-	821.05	194.31	53.21
Avg. Subp. Sol. Time (s)	-	0.71	26.91	1.14
Avg. Total Sol. Time (s)	874.38	>1610.88	256.87	57.38

The California results are presented in Table 5 for problem instances ranging from $p = 1$, through $p = 20$ with increments of one. After 20 charging stations where the coverage reaches to 94.49%, we increased p by 10, through 100, where the coverage reaches to 100.00%. Optimal solutions could be obtained by the CSLM-PHEV model and the BD algorithm with multicut and Pareto-optimal cut implementations. However singlecut implementation terminated with an optimality gap of less than 0.51% for $p = 16$ to $p = 70$ within an hour time-limit. The multicut implementation solution time is much smaller than singlecut implementation, however, it performs worse than the CSLM-PHEV model for instances with $p = 50$ to $p = 90$. Also note that the number of cuts added are, on the average, 89871.18 (Table 6). The results indicate that the number of subproblems and the solution times of the Pareto-optimal cut implementation do not get overwhelmed for increasing values of p . As seen in Table 6, the average number of subproblems is 43.96 with an average solution time of less than one minute, which is on the average 15 times faster than the CSLM-PHEV model. Our BD algorithm with Pareto-optimal cut construction performs much faster than the CSLM-PHEV model and the other two cut construction techniques especially for smaller p values. The average speedup is nearly 30 times for $p \leq 20$. For greater p values, the runtime of the CSLM-PHEV model also decreases and gets closer to the runtimes of the Pareto-optimal cut implementation of the BD algorithm. It is worth noting that even though Benders decomposition algorithm is mostly used with the objective of solving problems of larger sizes rather than efficiency concerns, our implementation not only guarantees larger problem sizes (due to decomposition) but also presents promising results for the solution time reduction as well. To confirm this assertion, we also doubled the EV and PHEV demands for the CA network. That is, we considered 12 copies of demand for each OD pair rather than

6. In that case, the results of Pareto-optimal cut implementation are presented in Table 7. The CSLM-PHEV model cannot even write the problem into the memory and results in out-of-memory error for every instance. However, Benders decomposition algorithm does not explicitly create all the variables in the solution and continues to solve these large-scale instances within reasonable times. Duplicating the demand does not change the number of binary variables in the CSLP-PHEV problem, however the increase in the number of variables (namely the y and z variables) is drastic. Thus, the CSLM-PHEV model fails to solve the problem. For the BD algorithm, the subproblem solutions and the cuts are constructed in closed form, and this reduces the requirement for extensive memory.

Table 7: California road network results with demand doubled

Problem		Pareto-optimal cut implementation					
p	Opt.Sol. (%)	# Subproblems	Prep. Sol.Time (s)	Master Sol.Time (s)	Subp. Sol.Time (s)	Avg. Subp. Sol. Time (s)	Total Sol.Time (s)
1	40.84	3	9.85	0.14	75.95	25.32	85.94
2	59.04	8	9.88	0.12	224.42	28.05	234.43
3	66.38	12	9.89	0.13	360.94	30.08	370.96
4	70.27	18	9.88	0.15	578.17	32.12	588.19
5	73.64	24	9.89	0.16	861.42	35.89	871.47
6	76.92	20	9.87	0.15	713.06	35.65	723.09
7	79.47	28	9.90	0.16	1064.44	38.02	1074.50
8	82.02	35	9.89	0.20	1421.13	40.60	1431.22
9	84.27	22	9.90	0.17	876.52	39.84	886.60
10	86.02	28	9.88	0.21	1138.07	40.65	1148.15
11	87.58	24	9.90	0.18	974.51	40.60	984.58
12	89.10	30	9.90	0.22	1275.83	42.53	1285.95
13	90.30	30	9.88	0.17	1244.35	41.48	1254.40
14	91.28	29	9.90	0.18	1209.51	41.71	1219.60
15	91.94	33	9.91	0.19	1422.25	43.10	1432.35
16	92.53	35	9.90	0.37	1523.78	43.54	1534.05
17	93.07	49	9.88	0.24	2210.21	45.11	2220.32
18	93.58	48	9.89	0.41	2197.71	45.79	2208.01
19	94.05	53	9.88	0.34	2429.80	45.85	2440.02
20	94.49	60	9.88	0.32	2866.34	47.77	2876.54
30	97.19	79	9.88	1.28	4000.15	50.63	4011.31
40	98.57	86	9.90	3.83	4545.76	52.86	4559.48
50	99.31	101	9.89	6.66	5388.40	53.35	5404.95
60	99.74	99	9.90	7.06	5317.02	53.71	5333.98
70	99.93	83	9.89	0.60	4411.93	53.16	4422.42
80	99.97	65	9.88	0.42	3427.71	52.73	3438.01
90	99.98	46	9.88	0.31	2413.95	52.48	2424.14
100	100.00	43	9.88	0.20	2248.53	52.29	2258.61

Table 8 lists the optimal charging station locations for $p = 1$ through 20. The first

column shows the p value. For a given row, an ‘ \times ’ sign shows that the corresponding node, as depicted in Figure 4, is selected. For example, for $p = 4$, nodes 2, 3, 5 and 6 are the optimal locations of the charging stations. Observe that the optimal locations of the charging stations are robust in the sense that a node appearing in one solution shows up again in several different forthcoming solutions with increasing p values. Similar findings have been recognized in the literature for the flow-covering problems (Upchurch et al. 2009).

If a node does not show up again, it is generally substituted by other nodes. For instance, node 1 shows up in most of the optimal solutions for $p = 1$ through 9. Then, nodes 12 and 13 start showing up in the optimal solutions for $p = 10$ and onwards. Looking at Figure 4, we observe that these nodes are geographically right next to each other. The same is also true for different node combinations as well. In particular, Node 1 leaves the optimal solution set and nodes 12 and 13 enter; node 7 leaves and nodes 2 and 4 enter; node 8 leaves and nodes 16 and 17 enter; node 11 leaves and node 14 enters; and node 14 leaves and node 11 reenters the optimal solution set again.

For $p = 20$, all nodes shown in Figure 4 except 1, 7, 8 and 14 are selected as charging station locations. These 4 nodes, as shown above, are substituted by other nodes in the network. Another point regarding the optimal charging station locations is that five of these 20 charging station nodes are also OD pairs. This number is quite significant, given that vehicles start with a full battery.

The initial charging stations start showing up in the middle regions of the state on the highway nodes. Then, the selected nodes start spreading over to north and to the south of the initially selected node. The first seven charging stations gradually cover the highway nodes to connect the northern cities to the southern cities. The eighth charging station node connects Los Angeles to San Diego. Similarly, the ninth selected node connects San Francisco to Sacramento. According to the results, initially connecting the northern region to the southern region is critical.

5.3. Solving the Flow Refueling Location Problem by the Benders Decomposition Approach

Observe that the CSLP-PHEV is a generalization of FRLP. Therefore the BD algorithm proposed in earlier sections can also be implemented to FRLM. In this subsection, our objec-

Table 8: Optimal charging station locations for California road network

p	1	2	3	4	5	6	7	8	9	10	11	12	13	14	15	16	17	18	19	20	21	22	23	24
1	x																							
2		x																						
3			x																					
4				x																				
5					x																			
6						x																		
7							x																	
8								x																
9									x															
10										x														
11											x													
12												x												
13													x											
14														x										
15															x									
16																x								
17																	x							
18																		x						
19																			x					
20																				x				
21																					x			
22																						x		
23																							x	
24																								x

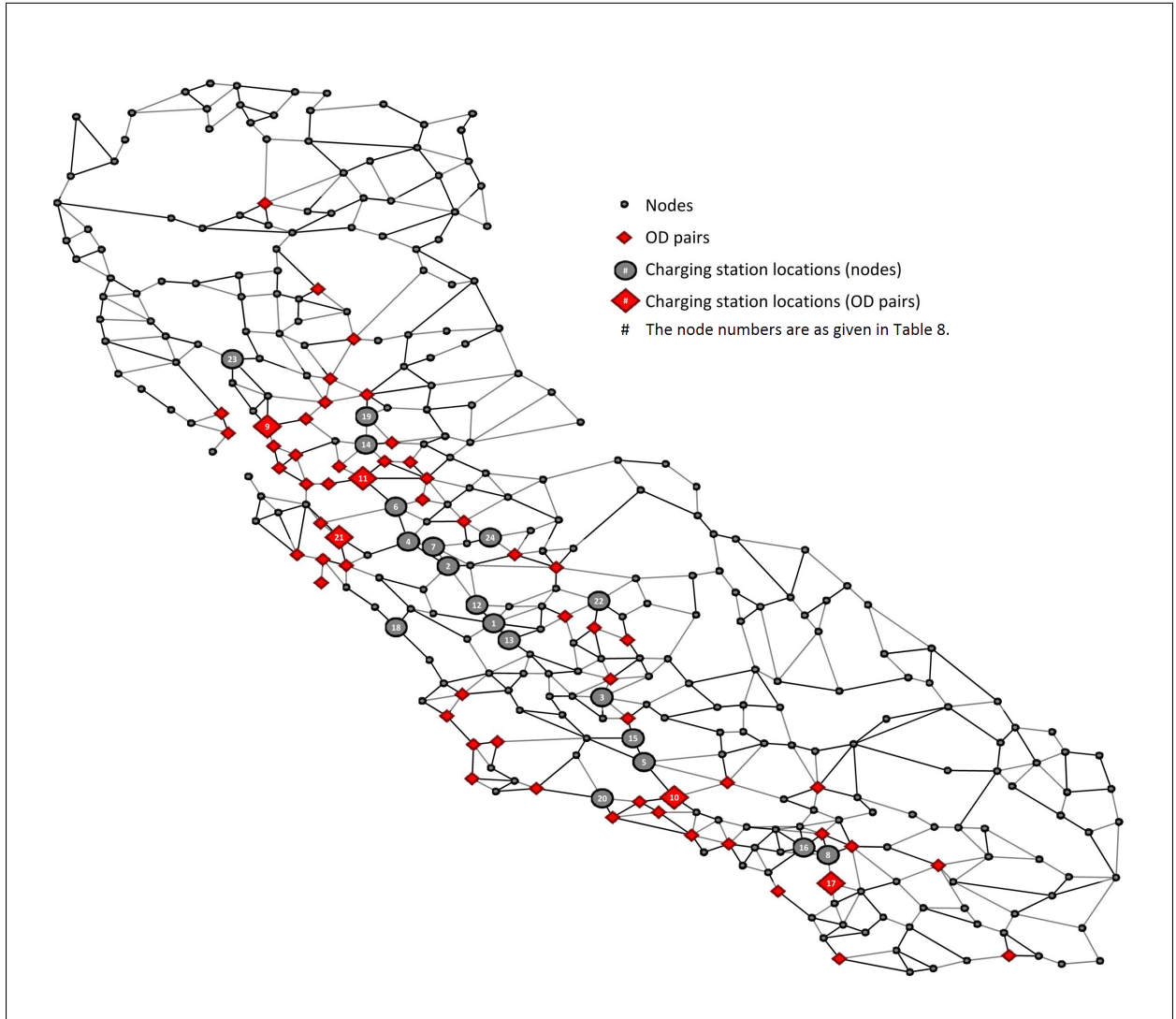


Figure 4: Optimal charging station locations for California road network

tive is to test the performance of the BD approach with Pareto-optimal cut implementation (BD-PO) on the solution of FRLP. For this purpose, we consider the California dataset with 1167 OD pairs, and only EVs but no PHEVs. Between each OD pair, we have $t \in \{2, 3, \dots, 9\}$ types of EVs with ranges varying between 50 and 150 kilometers.

Table 9 shows the solution times of BD-PO method and the arc-cover path-cover (AC-PC) model by Capar et al. (2013) to solve FRLP. The first column is the number of stations (p) to be located. In the second and third columns, the solution times are depicted in a network with $t = 2$ different EV types between each OD pair. The results for $t \in \{2, 3, \dots, 9\}$ are also shown in the table. The BD-PO algorithm consistently solves all of the instances whereas the AC-PC fails to solve some of the large scale instances for $t = 8$ and cannot solve any of the instances for $t = 9$ due to excessive memory requirement. 17 of the 120 AC-PC instances could not be written to the memory of the computer. Therefore our BD-PO approach gives us the opportunity to solve large-scale instances of the problem. Furthermore, it also brings along computational efficiency. In 80 of the remaining 103 instances, BD-PO algorithm outperformed the AC-PC. Average acceleration in runtime is 1.72 times and on some instances, the BD-PO algorithm solves 14.33 times faster than the AC-PC. Figures 5 and 6 compare the solution times of the AC-PC and the BD-PO algorithm for $p = 1, \dots, 15$ and for different EV types, respectively. Note that both figures depict the averages of those instances that both algorithms can solve to optimality.

Table 9: California road network BD-PO and FRLM solution times (s) for different number of EV Types between each OD pair

p	t = 2		t = 3		t = 4		t = 5		t = 6		t = 7		t = 8		t = 9	
	BD-PO	AC-PC	BD-PO	AC-PC	BD-PO	AC-PC	BD-PO	AC-PC	BD-PO	AC-PC	BD-PO	AC-PC	BD-PO	AC-PC	BD-PO	AC-PC
1	3.9	18.3	7.8	34.9	15.6	155.0	20.1	287.8	32.5	426.7	52.2	725.2	92.0	897.4	126.6	N/A
2	5.5	11.9	15.5	89.7	25.6	152.7	41.0	293.1	48.3	456.6	107.2	372.2	151.2	513.1	256.9	N/A
3	9.0	12.1	16.5	9.9	32.8	49.2	44.0	103.7	88.0	307.7	122.2	165.4	208.3	235.7	396.5	N/A
4	7.8	13.0	25.2	62.7	33.8	140.5	68.2	283.9	90.6	306.3	202.2	435.8	274.2	542.5	516.1	N/A
5	6.6	4.6	22.1	9.9	38.4	18.7	53.1	54.6	97.5	70.7	129.1	70.7	312.7	256.4	446.1	N/A
6	7.9	11.0	22.6	30.8	42.2	49.5	84.8	236.2	95.5	157.9	225.6	166.1	401.5	340.5	460.7	N/A
7	9.6	13.2	32.7	26.6	77.1	141.7	77.8	317.9	140.9	330.4	227.0	358.9	383.5	441.0	536.9	N/A
8	12.7	15.7	41.7	46.2	71.4	213.5	132.3	358.2	166.7	570.0	252.3	497.5	532.9	483.4	819.1	N/A
9	16.9	23.4	46.2	102.7	96.5	240.5	145.9	437.9	297.0	1389.3	353.4	564.6	716.8	690.0	1070.9	N/A
10	18.5	16.0	59.1	67.7	139.5	175.4	195.3	685.4	318.3	830.1	432.1	715.6	1066.4	1015.5	1588.0	N/A
11	22.8	15.2	93.7	133.2	137.4	257.9	251.2	658.8	294.1	979.7	450.3	762.9	918.9	943.1	1328.9	N/A
12	32.4	22.4	137.0	211.8	170.7	293.4	328.9	447.7	517.6	747.7	627.5	1304.3	1363.2	N/A	1740.3	N/A
13	101.5	47.3	263.7	392.1	216.5	314.9	315.2	585.6	459.2	1991.3	804.9	1969.9	1340.9	863.7	2071.6	N/A
14	186.0	53.4	1140.9	918.2	203.0	206.8	336.0	521.1	670.0	957.2	942.2	2202.8	1777.9	1388.8	3573.9	N/A
15	163.9	32.8	1360.8	502.4	240.1	265.1	623.6	990.9	872.0	1328.0	1798.9	5226.4	1791.6	N/A	2717.3	N/A

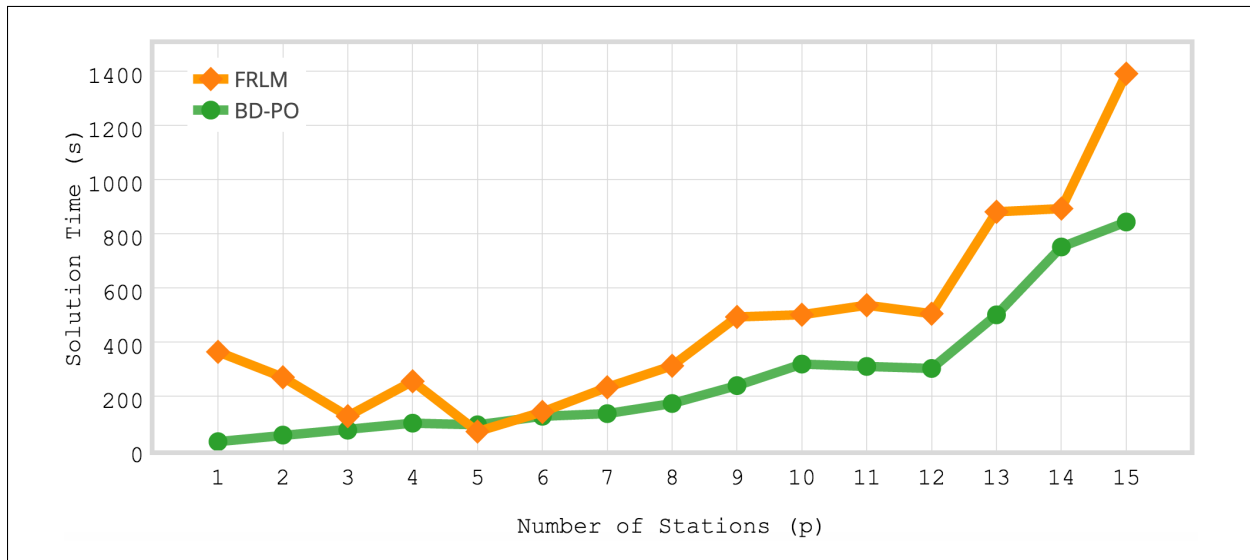


Figure 5: Solution times of AC-PC model and BD-PO in California road network for changing number of stations

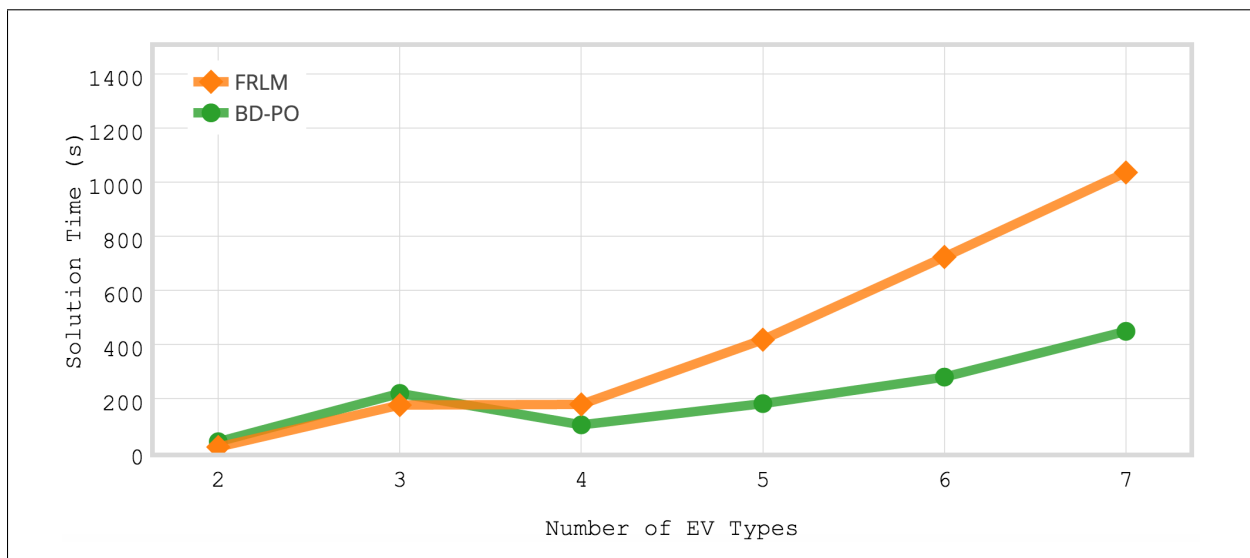


Figure 6: Solution times of AC-PC and BD-PO in California road network for changing number of EV types

6. Conclusions

Potential environmental benefits of alternative fuel vehicles (AFVs) such as electric vehicles (EVs) and plug-in hybrid electric vehicles (PHEVs) are widely discussed in the existing literature. Maximizing the vehicle flow might be tricky when it comes to maximizing the environmental benefits, because hybrid vehicles can drive on both regular gasoline and alternative forms of fuels. Even though they are not considered in location decisions, they also widely contribute to the environmental benefits and maximal utilization of alternative-fuels needs to be considered as well. Maximizing the electricity usage in transportation is also equivalent to minimizing the total cost under the current cost structure between the electricity and the gasoline.

To this end, we present the charging station location problem with plug-in hybrid electric vehicles (CSLP-PHEV) as an extension of the flow refueling location problem (FRLP). Different than previous studies, we consider hybrid vehicles in addition to single-type fueled vehicles when locating the charging stations. Rather than considering solely the vehicle flows, our objective is to maximize the exploitation of the alternative fuels. With this green viewpoint, we maximize the environmental benefits.

Additionally considering the PHEVs beside EVs complicate the already-difficult FRLP problem. In particular, we deal with this challenge by proposing an effective Benders decomposition technique. Using the special structure of the formulation, we are able to construct subproblem solutions and associated cuts without the need to build and solve LPs. Furthermore, we can cleverly ‘pick’ the Pareto-optimal cuts among several alternative cuts. We tested alternative cut construction techniques and results indicate that Pareto-optimal cut generation effectively decreases the solution times in orders of magnitude. Computational studies show that the Benders decomposition algorithm is capable of solving realistic size instances.

The scope of our problem and algorithm is not limited with PHEVs. With minor modifications, it can easily be adapted for all types of multi-fuel vehicles with engines that can run on multiple types of fuels such as Volvo Multi-Fuel, several military vehicles including M35 cargo truck and T-80 truck, or flex-fuel vehicles that run on gasoline or gasoline-ethanol blends of up to 85% ethanol (U.S. Department of Energy 2016a) such as Volvo Flexifuel,

Volkswagen Total Flex, Chevrolet FlexPower, Renault Hi-Flex, and Ford Flexifuel.

Future research in this area can be directed towards considering capacities of the stations. As the number of EVs and PHEVs increase, the capacities of the stations may become critical. Furthermore, considering the deviations of the drivers from the shortest paths might be another research direction.

Acknowledgments

This work was supported by the Scientific and Technological Research Council of Turkey (TUBITAK) under the grant number 214M211. We are also thankful to anonymous referees for their constructive feedbacks in leading to the current form of this article.

Appendix A. Algorithms

Algorithm 1: Single Cut Construction

Input: \hat{x}

Output: A valid cut

for each $\hat{q} \in Q^{ev}$

 Calculate $z_{\hat{q}}$ using \hat{x} and (39)

if $z_{\hat{q}} = 0$ **then** // Prop.3 - Case(1)

$\sigma_{\hat{q}} \leftarrow 0$

$\phi_{\alpha}^{\hat{q}} \leftarrow f_{ev}^{\hat{q}} d^{\hat{q}}$ where $\alpha \in \mathcal{A}_0^{\hat{q}}(\hat{x})$ is the first uncovered arc on the path

$\phi_a^{\hat{q}} \leftarrow 0, \forall a \in (A_{ev}^{\hat{q}} \setminus \alpha)$

else // Prop.3 - Case(2)

$\sigma_{\hat{q}} \leftarrow f_{ev}^{\hat{q}} d^{\hat{q}}$

$\phi_a^{\hat{q}} \leftarrow 0, \forall a \in A_{ev}^{\hat{q}}$

for each $\hat{q} \in Q^{phev}$ and $\hat{a} \in A_{phev}^{\hat{q}}$

for each $i \in R_{\hat{a}}^{\hat{q}}$

 Calculate $y_{\hat{a}}^{\hat{q}i}$ using \hat{x} and (44)

if $\sum_{i \in R_{\hat{a}}^{\hat{q}}} y_{\hat{a}}^{\hat{q}i} = 0$ **then** // Prop.4 - Case(1)

$\rho_{\hat{a}}^{\hat{q}} \leftarrow 0$

$\mu_{\hat{a}}^{\hat{q}i} \leftarrow f_{phev}^{\hat{q}} d_{\hat{a}}^{\hat{q}i}, \forall i \in R_{\hat{a}}^{\hat{q}} \setminus s(\hat{q})$

else if $\sum_{i \in R_{\hat{a}}^{\hat{q}}} y_{\hat{a}}^{\hat{q}i} = 1$ and $y_{\hat{a}}^{\hat{q}s(\hat{q})} = 1$ **then** // Prop.4 - Case(2)

$\rho_{\hat{a}}^{\hat{q}} \leftarrow f_{phev}^{\hat{q}} d_{\hat{a}}^{\hat{q}s(\hat{q})}$

$\mu_{\hat{a}}^{\hat{q}i} \leftarrow \max\{0, f_{phev}^{\hat{q}} d_{\hat{a}}^{\hat{q}i} - \rho_{\hat{a}}^{\hat{q}}\}, \forall i \in R_{\hat{a}}^{\hat{q}} \setminus s(\hat{q})$

else // Prop.4 - Case(3)

$\rho_{\hat{a}}^{\hat{q}} \leftarrow f_{phev}^{\hat{q}} d_{\hat{a}}^{\hat{q}j}$

$\mu_{\hat{a}}^{\hat{q}j} \leftarrow 0$

$\mu_{\hat{a}}^{\hat{q}i} \leftarrow 0, \forall i \in R_{\hat{a}}^{\hat{q}} : i \in K^*(\hat{x}), i \neq s(\hat{q}), i \neq j$

$\mu_{\hat{a}}^{\hat{q}i} \leftarrow \max\{0, f_{phev}^{\hat{q}} d_{\hat{a}}^{\hat{q}i} - \rho_{\hat{a}}^{\hat{q}}\}, \forall i \in R_{\hat{a}}^{\hat{q}} : i \notin K^*(\hat{x}), i \neq s(\hat{q}), i \neq j$

return $\eta \leq \sum_{\substack{q \in Q^{phev} \\ a \in A_{phev}^q \\ i \in R_a^q \setminus s(q)}} x_i \mu_a^{qi} + \sum_{\substack{q \in Q^{phev} \\ a \in A_{phev}^q}} \rho_a^q + \sum_{\substack{q \in Q^{ev} \\ a \in A_{ev}^q \\ i \in K_a^q}} x_i \phi_a^q + \sum_{q \in Q^{ev}} \sigma_q$

Algorithm 2: Multicut Construction

Input: \hat{x}
Output: Cut pool \mathcal{G}
for each $\hat{q} \in Q^{ev}$

 Calculate $z_{\hat{q}}$ using \hat{x} and (39)

if $z_{\hat{q}} = 0$ **then**

// Prop.3 - Case(1)

for each $\alpha \in \mathcal{A}_0^{\hat{q}}(\hat{x})$
 $\sigma_{\hat{q}} \leftarrow 0$
 $\phi_{\alpha}^{\hat{q}} \leftarrow f_{ev}^{\hat{q}} d^{\hat{q}}$
 $\phi_a^{\hat{q}} \leftarrow 0, \forall a \in (A_{ev}^{\hat{q}} \setminus \alpha)$
 $\mathcal{G} \leftarrow \mathcal{G} \cup \{ \beta_{\hat{q}}^{ev} \leq \sum_{i \in K_{\alpha}^{\hat{q}}} x_i \phi_{\alpha}^{\hat{q}} \}$
else

// Prop.3 - Case(2)

for each $\alpha \in \mathcal{A}_1^{\hat{q}}(\hat{x})$
 $\sigma_{\hat{q}} \leftarrow 0$
 $\phi_{\alpha}^{\hat{q}} \leftarrow f_{ev}^{\hat{q}} d^{\hat{q}}$
 $\phi_a^{\hat{q}} \leftarrow 0, \forall a \in (A_{ev}^{\hat{q}} \setminus \alpha)$
 $\mathcal{G} \leftarrow \mathcal{G} \cup \{ \beta_{\hat{q}}^{ev} \leq \sum_{i \in K_{\alpha}^{\hat{q}}} x_i \phi_{\alpha}^{\hat{q}} \}$
 $\sigma_{\hat{q}} \leftarrow f_{ev}^{\hat{q}} d^{\hat{q}}$
 $\phi_a^{\hat{q}} \leftarrow 0, \forall a \in A_{ev}^{\hat{q}}$
 $\mathcal{G} \leftarrow \mathcal{G} \cup \{ \beta_{\hat{q}}^{ev} \leq \sigma_{\hat{q}} \}$
for each $\hat{q} \in Q^{phev}$ and $\hat{a} \in A_{phev}^{\hat{q}}$
for each $i \in R_{\hat{a}}^{\hat{q}}$

 Calculate $y_{\hat{a}}^{\hat{q}i}$ using \hat{x} and (44)

if $\sum_{i \in R_{\hat{a}}^{\hat{q}}} y_{\hat{a}}^{\hat{q}i} = 0$ **then**

// Prop.4 - Case(1)

 $\rho_{\hat{a}}^{\hat{q}} \leftarrow 0$
 $\mu_{\hat{a}}^{\hat{q}i} \leftarrow f_{phev}^{\hat{q}} d_{\hat{a}}^{\hat{q}i}, \forall i \in R_{\hat{a}}^{\hat{q}} \setminus s(\hat{q})$
 $\mathcal{G} \leftarrow \mathcal{G} \cup \{ \delta_{\hat{q}\hat{a}}^{phev} \leq \sum_{i \in R_{\hat{a}}^{\hat{q}} \setminus s(\hat{q})} x_i \mu_{\hat{a}}^{\hat{q}i} \}$
else if $y_{\hat{a}}^{\hat{q}s(\hat{q})} = 1$ **then**

// Prop.4 - Case(2)

 $\rho_{\hat{a}}^{\hat{q}} \leftarrow f_{phev}^{\hat{q}} d_{\hat{a}}^{\hat{q}s(\hat{q})}$
 $\mu_{\hat{a}}^{\hat{q}i} \leftarrow \max\{0, f_{phev}^{\hat{q}} d_{\hat{a}}^{\hat{q}i} - \rho_{\hat{a}}^{\hat{q}}\}, \forall i \in R_{\hat{a}}^{\hat{q}} \setminus s(\hat{q})$
 $\mathcal{G} \leftarrow \mathcal{G} \cup \{ \delta_{\hat{q}\hat{a}}^{phev} \leq \sum_{i \in R_{\hat{a}}^{\hat{q}} \setminus s(\hat{q})} x_i \mu_{\hat{a}}^{\hat{q}i} + \rho_{\hat{a}}^{\hat{q}} \}$
else

// Prop.4 - Case(3)

 $\rho_{\hat{a}}^{\hat{q}} \leftarrow f_{phev}^{\hat{q}} d_{\hat{a}}^{\hat{q}j}$
 $\mu_{\hat{a}}^{\hat{q}j} \leftarrow 0$
 $\mu_{\hat{a}}^{\hat{q}i} \leftarrow 0, \forall i \in R_{\hat{a}}^{\hat{q}} : i \in K^*(\hat{x}), i \neq s(\hat{q}), i \neq j$
 $\mu_{\hat{a}}^{\hat{q}i} \leftarrow \max\{0, f_{phev}^{\hat{q}} d_{\hat{a}}^{\hat{q}i} - \rho_{\hat{a}}^{\hat{q}}\}, \forall i \in R_{\hat{a}}^{\hat{q}} : i \notin K^*(\hat{x}), i \neq s(\hat{q}), i \neq j$
 $\mathcal{G} \leftarrow \mathcal{G} \cup \{ \delta_{\hat{q}\hat{a}}^{phev} \leq \sum_{i \in R_{\hat{a}}^{\hat{q}} \setminus s(\hat{q})} x_i \mu_{\hat{a}}^{\hat{q}i} + \rho_{\hat{a}}^{\hat{q}} \}$
 $\rho_{\hat{a}}^{\hat{q}} \leftarrow \max\{f_{phev}^q d_{\hat{a}}^{qs(q)}, \max_{i \in R_{\hat{a}}^q \cap K^*(\hat{x}), i \neq j, i \neq s(q)} \{f_{phev}^q d_{\hat{a}}^{qi}\}\}$
 $\mu_{\hat{a}}^{\hat{q}j} \leftarrow 0$
 $\mu_{\hat{a}}^{\hat{q}i} \leftarrow 0, \forall i \in R_{\hat{a}}^{\hat{q}} : i \in K^*(\hat{x}), i \neq s(\hat{q}), i \neq j$
 $\mu_{\hat{a}}^{\hat{q}i} \leftarrow \max\{0, f_{phev}^{\hat{q}} d_{\hat{a}}^{\hat{q}i} - \rho_{\hat{a}}^{\hat{q}}\}, \forall i \in R_{\hat{a}}^{\hat{q}} : i \notin K^*(\hat{x}), i \neq s(\hat{q}), i \neq j$
 $\mathcal{G} \leftarrow \mathcal{G} \cup \{ \delta_{\hat{q}\hat{a}}^{phev} \leq \sum_{i \in R_{\hat{a}}^{\hat{q}} \setminus s(\hat{q})} x_i \mu_{\hat{a}}^{\hat{q}i} + \rho_{\hat{a}}^{\hat{q}} \}$
return \mathcal{G}

References

- Arslan, O., Yıldız, B., Karaşan, O.E., 2014. Impacts of battery characteristics, driver preferences and road network features on travel costs of a plug-in hybrid electric vehicle (PHEV) for long-distance trips. *Energy Policy* 74, 168 – 178.
- Arslan, O., Yıldız, B., Karaşan, O.E., 2015. Minimum cost path problem for plug-in hybrid electric vehicles. *Energy Policy* 74, 168 – 178. *Transportation Research Part E: Logistics and Transportation Review* 80, 123 – 141.
- Axsen, J., Kurani, K.S., 2008. The early US market for phevs: Anticipating consumer awareness, recharge potential, design priorities and energy impacts. Research Report UCD-ITS-RR-08-22 Institute of Transportation Studies, University of California, Davis.
- Bapna, R., Thakur, L.S., Nair, S.K., 2002. Infrastructure development for conversion to environmentally friendly fuel. *European Journal of Operational Research* 142, 480–496.
- Benders, J.F., 1962. Partitioning procedures for solving mixed-variables programming problems. *Numerische mathematik* 4, 238–252.
- Birge, J.R., Louveaux, F.V., 1988. A multicut algorithm for two-stage stochastic linear programs. *European Journal of Operational Research* 34, 384 – 392.
- de Camargo, R., Jr., G.M., Luna, H., 2008. Benders decomposition for the uncapacitated multiple allocation hub location problem. *Computers & Operations Research* 35, 1047 – 1064.
- de Camargo, R.S., de Miranda Jr, G., Luna, H.P.L., 2009. Benders decomposition for hub location problems with economies of scale. *Transportation Science* 43, 86–97.
- Capar, I., Kuby, M., 2012. An efficient formulation of the flow refueling location model for alternative-fuel stations. *IIE Transactions* 44, 622–636.
- Capar, I., Kuby, M., Leon, V.J., Tsai, Y.J., 2013. An arc coverpath-cover formulation and strategic analysis of alternative-fuel station locations. *European Journal of Operational Research* 227, 142 – 151.
- Center for Sustainable Energy, 2015. California air resources board clean vehicle rebate project, rebate statistics. URL: energycenter.org/clean-vehicle-rebate-project/rebate-statistics. retrieved Aug 20, 2015. Data last updated Aug 17, 2015.
- Chung, S.H., Kwon, C., 2015. Multi-period planning for electric car charging station locations: A case of Korean expressways. *European Journal of Operational Research* 242, 677 – 687. URL: [doi:dx.doi.org/10.1016/j.ejor.2014.10.029](https://doi.org/10.1016/j.ejor.2014.10.029).
- Codato, G., Fischetti, M., 2006. Combinatorial Benders’ cuts for mixed-integer linear programming. *Operations Research* 54, 756–766.
- Congress, U., 2005. Energy policy act of 2005. Public Law 109, 42.
- Contreras, I., Cordeau, J.F., Laporte, G., 2011. Benders decomposition for large-scale uncapacitated hub location. *Operations Research* 59, 1477–1490. doi:10.1287/opre.1110.0965.
- Cordeau, J.F., Soumis, F., Desrosiers, J., 2000. A Benders decomposition approach for the locomotive and car assignment problem. *Transportation science* 34, 133–149.
- Cordeau, J.F., Stojković, G., Soumis, F., Desrosiers, J., 2001. Benders decomposition for simultaneous aircraft routing and crew scheduling. *Transportation science* 35, 375–388.
- Costa, A.M., 2005. A survey on Benders decomposition applied to fixed-charge network design problems. *Computers & Operations Research* 32, 1429–1450.

- Erdoğan, S., Miller-Hooks, E., 2012. A green vehicle routing problem. *Transportation Research Part E: Logistics and Transportation Review* 48, 100 – 114. Select Papers from the 19th International Symposium on Transportation and Traffic Theory.
- Fontaine, P., Minner, S., 2014. Benders decomposition for discretecontinuous linear bilevel problems with application to traffic network design. *Transportation Research Part B: Methodological* 70, 163 – 172.
- Froyland, G., Maher, S.J., Wu, C.L., 2013. The recoverable robust tail assignment problem. *Transportation Science* 48, 351–372.
- He, F., Wu, D., Yin, Y., Guan, Y., 2013. Optimal deployment of public charging stations for plug-in hybrid electric vehicles. *Transportation Research Part B: Methodological* 47, 87 – 101.
- Hodgson, M.J., 1990. A flow-capturing location-allocation model. *Geographical Analysis* 22, 270–279.
- Hosseini, M., MirHassani, S., 2015. Refueling-station location problem under uncertainty. *Transportation Research Part E: Logistics and Transportation Review* 84, 101 – 116. URL: [doi:dx.doi.org/10.1016/j.tre.2015.10.009](https://doi.org/10.1016/j.tre.2015.10.009).
- IBM, 2013. Ibm ilog cplex optimization studio. URL: www-03.ibm.com/software/products/en/ibmilogcpleoptistud/.
- Irle, R., Pontes, J., Irle, V., 2016. Global plug-in vehicle sales 2015. URL: www.ev-volumes.com/country/total-world-plug-in-vehicle-volumes/. accessed May 25, 2016.
- Jochem, P., Brendel, C., Reuter-Oppermann, M., Fichtner, W., Nickel, S., 2015. Optimizing the allocation of fast charging infrastructure along the German autobahn. *Journal of Business Economics* , 1–23.
- Khatami, M., Mahootchi, M., Farahani, R.Z., 2015. Benders decomposition for concurrent redesign of forward and closed-loop supply chain network with demand and return uncertainties. *Transportation Research Part E: Logistics and Transportation Review* 79, 1 – 21.
- Kim, J.G., Kuby, M., 2012. The deviation-flow refueling location model for optimizing a network of refueling stations. *International Journal of Hydrogen Energy* 37, 5406 – 5420.
- Kim, J.G., Kuby, M., 2013. A network transformation heuristic approach for the deviation flow refueling location model. *Computers & Operations Research* 40, 1122 – 1131.
- Kuby, M., Lim, S., 2005. The flow-refueling location problem for alternative-fuel vehicles. *Socio-Economic Planning Sciences* 39, 125 – 145.
- Kuby, M., Lim, S., 2007. Location of alternative-fuel stations using the flow-refueling location model and dispersion of candidate sites on arcs. *Networks and Spatial Economics* 7, 129–152.
- Kuby, M., Lines, L., Schultz, R., Xie, Z., Kim, J.G., Lim, S., 2009. Optimization of hydrogen stations in Florida using the flow-refueling location model. *International Journal of Hydrogen Energy* 34, 6045 – 6064.
- Kuby, M.J., Kelley, S.B., Schoenemann, J., 2013. Spatial refueling patterns of alternative-fuel and gasoline vehicle drivers in Los Angeles. *Transportation Research Part D: Transport and Environment* 25, 84 – 92.
- Lei, C., Lin, W.H., Miao, L., 2014. A multicut l-shaped based algorithm to solve a stochastic programming model for the mobile facility routing and scheduling problem. *European Journal of Operational Research* 238, 699 – 710.
- Li, S., Huang, Y., 2014. Heuristic approaches for the flow-based set covering problem with deviation paths. *Transportation Research Part E: Logistics and Transportation Review* 72, 144 – 158.

- Lim, S., Kuby, M., 2010. Heuristic algorithms for siting alternative-fuel stations using the flow-refueling location model. *European Journal of Operational Research* 204, 51 – 61.
- Lin, Z., Greene, D., 2011. Promoting the market for plug-in hybrid and battery electric vehicles: role of recharge availability. *Transportation Research Record: Journal of the Transportation Research Board* , 49–56.
- Magnanti, T.L., Wong, R.T., 1981. Accelerating Benders decomposition: Algorithmic enhancement and model selection criteria. *Operations research* 29, 464–484.
- Melaina, M., Bremson, J., 2008. Refueling availability for alternative fuel vehicle markets: sufficient urban station coverage. *Energy Policy* 36, 3233–3241.
- Melaina, M.W., 2003. Initiating hydrogen infrastructures: preliminary analysis of a sufficient number of initial hydrogen stations in the US. *International Journal of Hydrogen Energy* 28, 743–755.
- MirHassani, S.A., Ebrazi, R., 2013. A flexible reformulation of the refueling station location problem. *Transportation Science* 47, 617–628.
- Nie, Y.M., Ghamami, M., 2013. A corridor-centric approach to planning electric vehicle charging infrastructure. *Transportation Research Part B: Methodological* 57, 172 – 190.
- Papadakos, N., 2008. Practical enhancements to the magnanti–wong method. *Operations Research Letters* 36, 444–449.
- Pontes, J., 2016. World top 20 december 2015 special edition (updated). URL: ev-sales.blogspot.com/2016/01/world-top-20-december-2015-special.html. accessed May 25, 2016.
- Romm, J., 2006. The car and fuel of the future. *Energy Policy* 34, 2609–2614.
- Martins de Sá, E., Contreras, I., Cordeau, J.F., Saraiva de Camargo, R., de Miranda, G., 2015. The hub line location problem. *Transportation Science* .
- de Sá, E.M., de Camargo, R.S., de Miranda, G., 2013. An improved Benders decomposition algorithm for the tree of hubs location problem. *European Journal of Operational Research* 226, 185 – 202.
- Schneider, M., Stenger, A., Goeke, D., 2014. The electric vehicle-routing problem with time windows and recharging stations. *Transportation Science* 48, 500–520. doi:10.1287/trsc.2013.0490.
- Shelton, S., 2016. Plug-in hybrids predicted to soon globally outsell evs. URL: www.hybridcars.com/plug-in-hybrids-predicted-to-outsell-evs-globally-in-near-future/. accessed May 25, 2016.
- Trukhanov, S., Ntaimo, L., Schaefer, A., 2010. Adaptive multicut aggregation for two-stage stochastic linear programs with recourse. *European Journal of Operational Research* 206, 395 – 406.
- Upchurch, C., Kuby, M., Lim, S., 2009. A model for location of capacitated alternative-fuel stations. *Geographical Analysis* 41, 85–106.
- U.S. Department of Energy, 2014. Alternative fuel vehicles in use. URL: www.afdc.energy.gov/data/10300. accessed May 22, 2015.
- U.S. Department of Energy, 2015a. Benefits and considerations of electricity as a vehicle fuel. URL: www.afdc.energy.gov/fuels/electricity_benefits.html. accessed May 22, 2015.
- U.S. Department of Energy, 2015b. Hydrogen benefits and considerations. URL: www.afdc.energy.gov/fuels/hydrogen_benefits.html. accessed May 22, 2015.
- U.S. Department of Energy, 2016a. Flex-fuel vehicles. www.fueleconomy.gov/feg/flextech.shtml.

- U.S. Department of Energy, 2016b. U.S. plug-in electric vehicle sales by model. URL: www.afdc.energy.gov/uploads/data/data_source/10567/10567_pev_sales.xlsx. accessed May 25, 2016.
- Üster, H., Kewcharoenwong, P., 2011. Strategic design and analysis of a relay network in truckload transportation. *Transportation Science* 45, 505–523.
- Walsh, K., Enz, C.A., Canina, L., 2004. The impact of gasoline price fluctuations on lodging demand for US brand hotels. *International Journal of Hospitality Management* 23, 505 – 521. URL: [doi:dx.doi.org/10.1016/j.ijhm.2004.02.004](https://doi.org/10.1016/j.ijhm.2004.02.004). 2003 Review Issue.
- Wang, Y.W., 2011. Locating flow-recharging stations at tourist destinations to serve recreational travelers. *International Journal of Sustainable Transportation* 5, 153–171.
- Wang, Y.W., Lin, C.C., 2009. Locating road-vehicle refueling stations. *Transportation Research Part E: Logistics and Transportation Review* 45, 821 – 829.
- Wang, Y.W., Lin, C.C., 2013. Locating multiple types of recharging stations for battery-powered electric vehicle transport. *Transportation Research Part E: Logistics and Transportation Review* 58, 76–87.
- Wang, Y.W., Wang, C.R., 2010. Locating passenger vehicle refueling stations. *Transportation Research Part E: Logistics and Transportation Review* 46, 791 – 801.
- Weis, C., Axhausen, K., Schlich, R., Zbinden, R., 2010. Models of mode choice and mobility tool ownership beyond 2008 fuel prices. *Transportation Research Record: Journal of the Transportation Research Board* , 86–94.
- Wheatley, D., Gzara, F., Jewkes, E., 2015. Logic-based Benders decomposition for an inventory-location problem with service constraints. *Omega* 55, 10 – 23.
- Windecker, A., Ruder, A., 2013. Fuel economy, cost, and greenhouse gas results for alternative fuel vehicles in 2011. *Transportation Research Part D: Transport and Environment* 23, 34 – 40.
- Wu, P., Hartman, J.C., Wilson, G.R., 2005. An integrated model and solution approach for fleet sizing with heterogeneous assets. *Transportation Science* 39, 87–103.
- Yıldız, B., Arslan, O., Karaşan, O.E., 2015. A branch and price approach for routing and refueling station location model. *European Journal of Operational Research* , – [doi:dx.doi.org/10.1016/j.ejor.2015.05.021](https://doi.org/10.1016/j.ejor.2015.05.021).
- You, F., Grossmann, I.E., 2013. Multicut Benders decomposition algorithm for process supply chain planning under uncertainty. *Annals of Operations Research* 210, 191–211.